

Table of Contents

Introduction	4	Unit 6—Earth Science: Fossils	
Locating Simple Science Materials	5	Student Reading Pages.	46
Standards Correlation.	6	Student Activity Page: Fossil Prints	48
Thinking About Inquiry Investigations	8	Biography—Focus on a Scientist: Galileo Galilei	49
Inquiry Assessment Rubric	11	Unit 7— Earth Science: Constellations	
Student Inquiry Worksheets.	12	Student Reading Pages.	50
Unit 1—Life Science: Seeds and Plants		Student Activity Page: Identifying Constellations.	52
Student Reading Pages.	18	Student Activity Page: Hanging Constellations	53
Student Activity Page: Hydroponic Gardening.	20	Student Inquiry Activity.	54
Student Activity Page: More Hydroponic Gardening.	21	Unit 8—Earth Science: The Moon	
Student Activity Page: Measuring Using Inches.	22	Student Reading Pages.	55
Student Activity Page: Measuring Using Centimeters and Millimeters	23	Student Activity Page: Moon Chart	57
Student Inquiry Activity.	24	Student Activity Page: Phases of the Moon	58
Unit 2—Life Science: Ecosystems		Student Inquiry Activity.	59
Student Reading Pages.	25	Unit 9—Earth Science: Solar System	
Student Activity Page: Creating a Mini Ecosystem (Vivarium)	27	Student Reading Pages.	60
Student Activity Page: Biomes Around the World	28	Student Activity Page: The Planets.	62
Student Inquiry Activity.	29	Student Activity Page: Comparing the Size of Planets	63
Unit 3—Life Science: Leaves		Student Inquiry Activity.	64
Student Reading Pages.	30	Unit 10—Earth Science: Clouds	
Student Activity Page: Shape of a Leaf	32	Student Reading Pages.	65
Student Activity Page: Parts of a Leaf	33	Student Activity Page: Making a Cloud	67
Student Inquiry Activity.	34	Student Activity Page: Identifying Clouds	68
Unit 4—Life Science: Mealworm Life Cycle		Student Inquiry Activity.	69
Student Reading Pages.	35	Unit 11—Earth Science: Weather	
Student Activity Page: Mealworm Larva Observation	37	Student Reading Pages.	70
Student Activity Page: Mealworm Farm Observation	38	Student Activity Page: Daily Weather Log	72
Student Activity Page: Mealworm Pupa and Beetle Observation	39	Student Activity Page: Making a Model Thermometer	73
Student Inquiry Activity.	40	Student Inquiry Activity.	74
Biography—Focus on a Scientist: Rachel Carson	41	Unit 12—Earth Science/Physical Science: States of Matter	
Unit 5—Earth Science: Shells		Student Reading Pages	75
Student Reading Pages.	42	Student Activity Page: Observing Evaporation	77
Student Activity Page: Examining Shells	44	Student Activity Page: More Observing Evaporation	78
Student Activity Page: Shell Identification Guide	45	Student Inquiry Activity.	79

Table of Contents

Unit 13—Earth Science/Physical Science: Light	Student Activity: Making Pipettes	114
Student Reading Pages.	Student Activity: Using Siphons	115
Student Activity Page: Making Shadows . . .	Student Inquiry Activity.	116
Student Activity Page: Shadow Clock	Unit 21—Physical Science: Surface Tension of Water	
Student Inquiry Activity.	Student Reading Pages.	117
Unit 14—Earth Science/Physical Science: Reflection of Light	Student Activity: Surface Tension of Water	119
Student Reading Pages.	Student Activity: More Surface Tension of Water	120
Student Activity Page: Reflection	Student Inquiry Activity.	121
Student Activity Page: More Reflection	Unit 22—Physical Science: Wind	
Student Inquiry Activity.	Student Reading Pages.	122
Unit 15—Earth Science/Physical Science: Refraction	Student Activity: Making Pinwheels.	124
Student Reading Pages.	Student Activity: Making Windwheels	125
Student Activity Page: Refraction Using Straws	Student Inquiry Activity.	126
Student Activity Page: Water Magnifiers . . .	Unit 23—Physical Science: Helicopters	
Student Inquiry Activity.	Student Reading Pages.	127
Unit 16—Physical Science: Elements	Student Activity: Making Helicopters.	129
Student Reading Pages.	Student Activity: Making More Helicopters.	130
Student Activity Page: Practice with the Periodic Table	Student Inquiry Activity.	131
Student Activity Page: More Practice with the Periodic Table	Unit 24—Physical Science: Principles of Flight	
Student Inquiry Activity.	Student Reading Pages.	132
Unit 17—Physical Science: Compounds	Student Activity: Flying Planes—The Cruiser.	134
Student Reading Pages.	Student Activity: Flying Planes—Wide Body	135
Student Activity Page: Understanding Compounds	Student Inquiry Activity.	136
Biography—Focus on a Scientist: Benjamin Franklin	Unit 25—Physical Science: Sound	
102	Student Reading Pages.	137
Unit 18—Physical Science: Static Electricity	Student Activity: Hearing Aids	139
Student Reading Pages.	Student Activity: Megaphones	140
Student Activity Page: Creating Static Electricity.	Student Inquiry Activity.	141
Student Activity Page: Comparing Static Electricity.	Unit 26—Create Your Own Science Investigation: Bonus Pages	
Student Inquiry Activity.	Brainstorming and Selecting a Science Investigation.	142
Unit 19—Physical Science: Lightning	Displaying and Presenting Your Science Investigation.	143
Student Reading Pages.	Science Investigation Format.	144
Student Activity: Balloon Attraction.		
Student Activity: Making an Electroscope . . .		
111		
Unit 20—Physical Science: Properties of Water		
Student Reading Pages.		
112		

Unit
9

The Solar System

DID YOU KNOW THAT . . . ?

- *The Sun is almost 25 trillion miles from the next nearest star.*
- *The temperature at the center of the Sun is almost 27 million degrees Fahrenheit.*
- *The Sun will expand and die 5 billion years from now.*
- *The gravitational pull of the Sun has a range of more than three-and-a-half billion miles.*

Our solar system is dominated by the Sun. It is a globe of burning gas, primarily hydrogen, which provides the energy that heats and lights planets. The Sun exerts a gravitational pull, which keeps the planets rotating in regular orbits around the Sun. The four inner planets have rocky surfaces and are relatively small. The four outer planets and one dwarf planet include four very large gas giants. They are gigantic balls of liquids and gases held together by gravity. The dwarf planet, Pluto, is covered with rock and ice. Most asteroids are rocky, metallic chunks of many different sizes that orbit the Sun in a belt between Mars and Jupiter. Many planets have orbiting moons. Comets are huge ice lumps that travel through space and occasionally come near the Sun.


THE INNER PLANETS

Mercury


Diameter: 3,029 miles
Distance from the Sun:
36,000,000 miles
Length of Year: 88 days
Length of Day: 59 Earth days
Highest Temperature: 810°F
Number of Moons: 0
Interesting Fact: Mercury has the fastest orbiting speed around the Sun.

**Venus**


Diameter: 7,521 miles
Distance from the Sun:
67,200,000 miles
Length of Year: 225 days
Length of Day: 243 Earth days
Highest Temperature: 867°F
Number of Moons: 0
Interesting Fact: Venus has the hottest temperatures of any planet.

**Earth**

Diameter: 7,926 miles
Distance from the Sun:
93,000,000 miles
Length of Year: 365 days
Length of Day: 1 day (24 hours)
Highest Temperature: 133°F
Number of Moons: 1
Interesting Fact: Earth is the only known planet to support life.

**Mars**

Diameter: 4,221 miles
Distance from the Sun:
141,500,000 miles
Length of Year: 687 days
Length of Day: 24.5 hours
Highest Temperature: 77°F
Number of Moons: 2
Interesting Fact: Mars is called the red planet.




The Solar System

 Unit
9

OUTER PLANETS


Jupiter

Diameter: 88,846 miles
 Distance from the Sun: 483,300,000 miles
 Length of Year: 11.9 years
 Length of Day: 10 hours
 Highest Temperature: -238°F
 Number of Moons: at least 63
 Interesting Fact: Jupiter is so large it could hold 1,300 Earths.




Saturn

Diameter: 74,898 miles
 Distance from the Sun: 886,700,000 miles
 Length of Year: 29.5 years
 Length of Day: 10.6 hours
 Highest Temperature: -292°F
 Number of Moons: at least 47
 Interesting Fact: Saturn is so light that it would float on a lake.



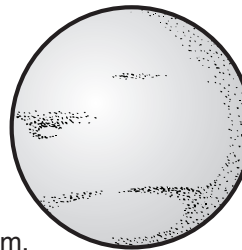
Uranus

Diameter: 31,763 miles
 Distance from the Sun: 1,782,000,000 miles
 Length of Year: 84 years
 Length of Day: 17 hours
 Highest Temperature: -353°F
 Number of Moons: at least 27
 Interesting Fact: Uranus spins on its side.



Neptune

Diameter: 30,775 miles
 Distance from the Sun: 2,774,000,000 miles
 Length of Year: 164.9 years
 Length of Day: 16 hours
 Highest Temperature: -364°F
 Number of Moons: at least 13
 Interesting Fact: Neptune has the fastest winds in the solar system.



Pluto (dwarf planet)

Diameter: 1,432 miles
 Distance from the Sun: 3,672,000,000 miles
 Length of Year: 248.6 years
 Length of Day: 6.4 days
 Highest Temperature: -382°F
 Number of Moons: 1
 Interesting Fact: Pluto was reclassified as a dwarf planet after a vote by astronomers on August 24, 2006.



Comparing the Size of Planets

Materials

- *butcher paper*
- *metric ruler*
- *meter stick (if available)*
- *compass (for making circles)*
- *string*
- *tape*

Directions

On the chart below, round the diameter of each planet to the nearest thousand miles. Use pages 60 and 61 to complete the chart. Drop the last three zeroes from the rounded number to find the centimeter scale.

Planet	Actual Diameter	Rounded Diameter	Centimeter Scale
Mercury	3,029 miles	3,000 miles	3 cm
Venus	7,521 miles	8,000 miles	8 cm
Earth	_____	_____	_____
Mars	_____	_____	_____
Jupiter	_____	_____	89 cm
Saturn	_____	_____	_____
Uranus	_____	_____	_____
Neptune	_____	_____	_____
Pluto (dwarf)	_____	_____	_____

Directions

You may complete this project with a partner. (Using a compass is helpful.)

1. Carefully cut out a paper circle with a diameter (distance across the circle in any direction) of 3 cm. Label it “Mercury.”
2. Cut out a circle with a diameter of 8 cm. Label it “Venus.”
3. Use the same procedure for each of the remaining planets. Be sure to use the centimeter scale. You will need a meter stick or several rulers for the larger numbers.
4. Display your planets on a bulletin board with the smallest on top and the largest on the bottom.

Making Large Round Circles

You can use this trick for making large, round circles on big pieces of butcher paper. (*Note:* You can also use a compass to draw a circle.)

1. Measure a piece of string the length of the centimeter scale—for 89 centimeters, for example.
2. Tape or hold both ends of the string on one pencil in the center of the paper where you want to draw a circle.
3. Tape or hold a second pencil in the loop made by the string.
4. Keep the string tight and draw the circle around the paper.

