

Table of Contents

Introduction	3	13 Thirteen	42
Count the Balloons	4	Thirteen 13	43
How Many Turtles?	5	14 Fourteen	44
Match the Sets 1-5	6	Fourteen 14	45
One to Five	7	15 Fifteen	46
Let's Make Five!	8	Fifteen 15	47
Circle the Number	9	Ice Cream Numbers	48
Add One More	10	Color by the Numbers	49
Addition Word Problems 1-5	11	16 Sixteen	50
Take Away One	12	Sixteen 16	51
Subtract One	13	17 Seventeen	52
Subtraction Word Problems 1-5	14	Seventeen 17	53
Six to Ten	15	18 Eighteen	54
Count the Farm Animals	16	Eighteen 18	55
Before and After 1-10	17	19 Nineteen	56
Smallest to Largest	18	Nineteen 19	57
Match the Sets 6-10	19	20 Twenty	58
Match Hearts to Stars	20	Twenty 20	59
Count and Match	21	Missing Numbers 0-20	60
Groups of 2	22	Before and After 10-20	61
Odd or Even	23	More Than	62
Odd and Even on the Track	24	Less Than	63
Odd and Even Flowers	25	>, <, or =	64
Laundry Count	26	More Than, Less than, or Equal	65
How Many in the Bed?	27	Addition Word Problems	66
So Many Instruments	28	Adding Doubles	67
Time to Tally	29	Subtraction Practice	68
Dinosaur Tally	30	Subtraction Word Problems	69
Tally the Treats	31	Taller and Shorter	70
Count and Graph	32	Bigger and Smaller	71
Graph the Fruit	33	Long, Longer, Longest	72
Zero	34	Which Weighs More?	73
How Much Is Zero?	35	In, On, Under, Over	74
Adding 0, 1, or 2	36	Where Are They?	75
Circle the Sets	37	Above or Below	76
11 Eleven	38	Flat Shapes	77
Eleven 11	39	Sides and Angles	78
12 Twelve	40	Solid Shapes	79
Twelve 12	41	Where Are My Kittens?	80

This book belongs to

Introduction

Watch Me Learn: Kindergarten Math focuses on solidifying number sense with emphasis on numbers zero to twenty. Learners are encouraged to count items and match them to numbers and number words. Tracing lines are offered to help students print numbers and number words clearly. Ten frames, tally marks, and graphing are introduced to aid in counting and understanding increasing amounts.

Learners will practice more and more math skills including addition, subtraction, sizes, and spatial concepts as they progress through the book.

Follow up each day's practice by acknowledging your young learner's efforts. Focus on the different aspects of the numbers, shapes, and sizes explored:

- Is the number you worked on larger or smaller than ten, twenty...?
- Can you show me that many items? (pennies, blocks, marbles, blueberries, etc.)
- Can you count to that number? Can you count by 2s or 5s?
- How can you group the items in a set? By 2s, 3s, 5s, or by size, shape, or color?
- Compare groups of items. Which set has more, less, or is equal?
- Compare shapes and sizes. Which is bigger, smaller, heavier, longest, etc.?
- Can you draw pictures using different shapes?

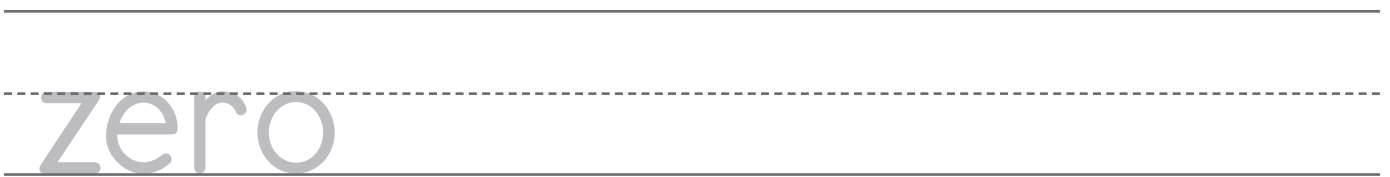
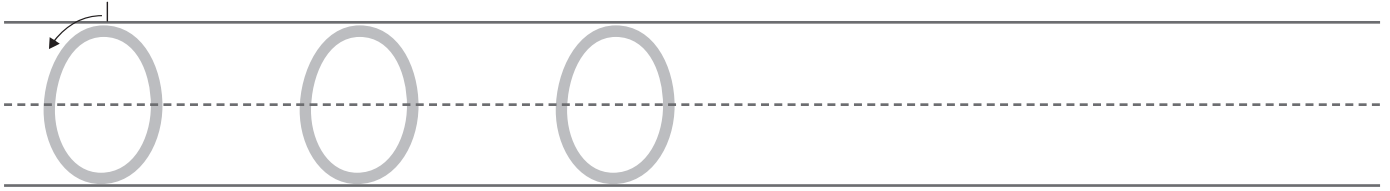
Point to the words as you read the directions together and try to incorporate the vocabulary words during the day.

- | | | | | | |
|---------------------------------|------------------------------------|--------------------------------|--------------------------------|-------------------------------|-----------------------------------|
| <input type="checkbox"/> add | <input type="checkbox"/> count | <input type="checkbox"/> even | <input type="checkbox"/> less | <input type="checkbox"/> odd | <input type="checkbox"/> subtract |
| <input type="checkbox"/> after | <input type="checkbox"/> different | <input type="checkbox"/> graph | <input type="checkbox"/> match | <input type="checkbox"/> same | <input type="checkbox"/> tally |
| <input type="checkbox"/> before | <input type="checkbox"/> equal | <input type="checkbox"/> group | <input type="checkbox"/> more | <input type="checkbox"/> set | <input type="checkbox"/> total |


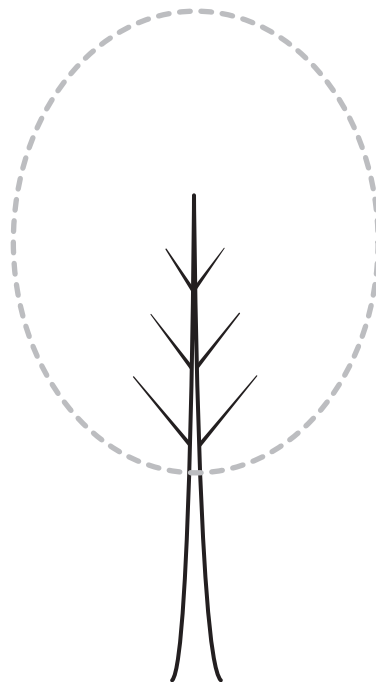

Name: _____

Zero

Directions: Trace and write the number **0** and the word **zero**.



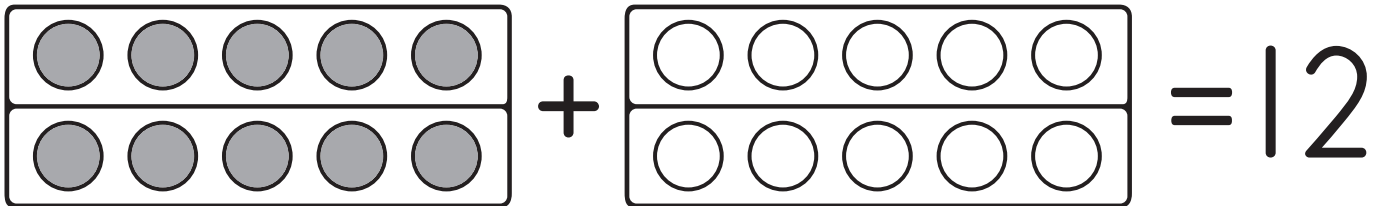
Directions: A **zero** looks like an oval. Find and trace the **zero** in each picture below and color the pictures.




Name: _____

12 Twelve

Directions: Trace and write the number **12** and finish filling in the ten frames.



Directions: Count the seahorses in each group and complete the addition problem.



$$\underline{\hspace{2cm}} + \underline{\hspace{2cm}} = 12$$

Directions: Trace the word **twelve**.



Name: _____

Twelve 12

Directions: Choose **odd** or **even** to complete the sentence. Write the correct answer on the line.


Twelve is an _____ number.

odd

or


even

Directions: Count the balloons. Add more balloons to make **12**. Then, complete the addition problem below.

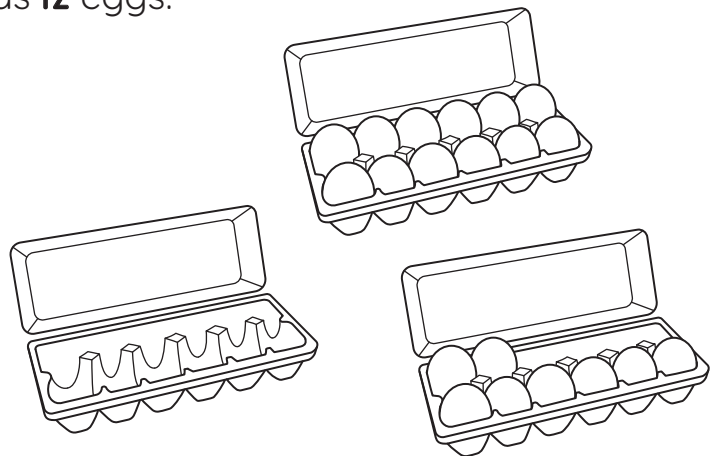


$$\underline{\hspace{2cm}} + \underline{\hspace{2cm}} = 12$$

Directions: Count the dots on the domino. Write the total.



Directions: Circle the carton of eggs that has **12** eggs.







12 eggs = one dozen


Name: _____

More Than

Directions: Circle the group that has **more** leaves in each box.

			
---	---	--	---

Directions: Color the pumpkins that have numbers **greater than 8**. Cross out the other pumpkins.



Name: _____

Subtraction Word Problems

Directions: Read the subtraction stories and solve.



We made seven gingerbread cookies.

We ate three of the cookies.

How many cookies are left?

$$\underline{7} - \underline{\quad} = \underline{\quad}$$

There were nine flowers in the garden.

We cut two flowers for mom.

How many flowers are left in the garden?

$$\underline{9} - \underline{\quad} = \underline{\quad}$$

