

Table of Contents

Introduction	3	Six to Ten	46
1	4	Dominoes to 10 Frames	47
2	6	Vegetable Counts	48
3	9	Sky Counts	49
Count the Baby Animals	12	How Many Fingers?	50
Match the Sets	13	Odd and Even Treats	51
Match the Shapes	14	Shape Rocket	52
More Shape Matching	15	Find the Odd Shape	53
4	16	Same and Different	54
5	19	Sizes	55
Count the Toys	22	Different Fish, Different Sizes	56
One to Five	23	Larger and Smaller	57
Match and Count	24	11	58
Pattern Time	25	12	60
Dominoes to 10 Frames	26	13	62
Addition 1 to 5	27	14	64
6	28	15	66
7	31	16	68
8	34	17	70
9	37	18	72
Find It on the Farm	39	19	74
10	40	20	76
Connect the Dots 1-10	42	Connect the Stars 1-20	77
Ball Count	43	Missing Numbers 1-20	78
Number Line Hop	44	All Different Sizes	79
Before and After	45	Bubbles	80

This book belongs to

Introduction

Watch Me Learn: Beginning Math Skills focuses on recognizing and understanding the numbers 1 to 20. Learners are encouraged to color large bubble numbers and trace each number. They will explore the amount each number represents through various sets of objects, number lines, ten frames, and dominoes. These different activities are intended to help young learners develop number sense by increasing their awareness of numbers and number amounts.


Additionally, math explorations are provided for measurement, including size comparisons such as *larger*, *smaller*, *taller*, *heavier*, and *longer*. Shapes and shape names are introduced as well.

Suggestions

Follow up each day's practice by acknowledging your young learner's efforts and connecting them to their world. Focus on the different aspects of the numbers, shapes, and sizes explored:

- Does the number you worked on have straight lines, curved lines, or both?
- What do you have 2 of, 5 of, 10 of?
- Can you count to the number you practiced?
- Can you show me that many items?
- Is the number you worked on larger or smaller than 10?
- What shape is the front door? Can you find something else that is the same shape?
- Can you find something that is round, tall, or heavier than you?

3




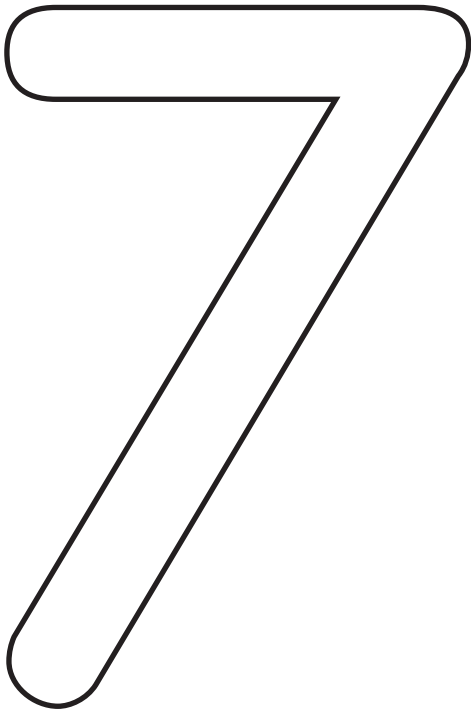
Throughout the day, point to the words as you read the directions on each page together. Try to incorporate vocabulary from the following list:

- | | | | | | |
|---------------------------------|------------------------------------|--------------------------------|---------------------------------|--------------------------------|--------------------------------|
| <input type="checkbox"/> circle | <input type="checkbox"/> cross out | <input type="checkbox"/> group | <input type="checkbox"/> match | <input type="checkbox"/> pairs | <input type="checkbox"/> same |
| <input type="checkbox"/> color | <input type="checkbox"/> different | <input type="checkbox"/> less | <input type="checkbox"/> more | <input type="checkbox"/> set | <input type="checkbox"/> total |
| <input type="checkbox"/> count | <input type="checkbox"/> draw | <input type="checkbox"/> line | <input type="checkbox"/> number | <input type="checkbox"/> row | <input type="checkbox"/> trace |

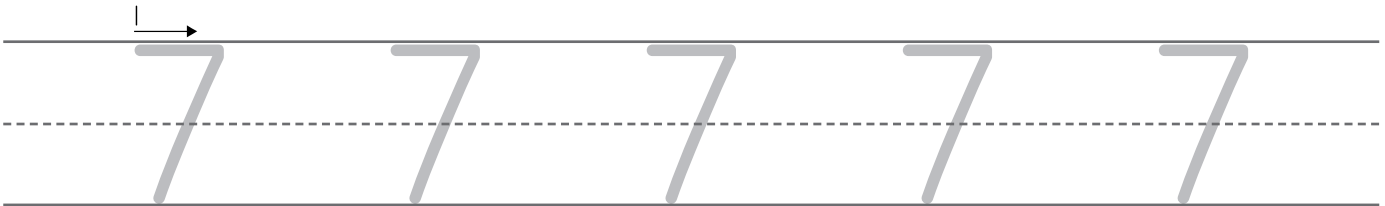
Name: _____



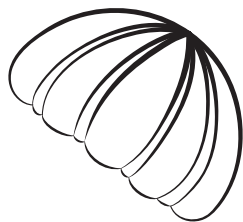
Directions: Color the number 7. Count and color the seahorses.




Directions: Trace the number 7.



Directions: Add 7 tentacles to the jellyfish. Color it.



Directions: Fill in 7 circles of the 10 frame.


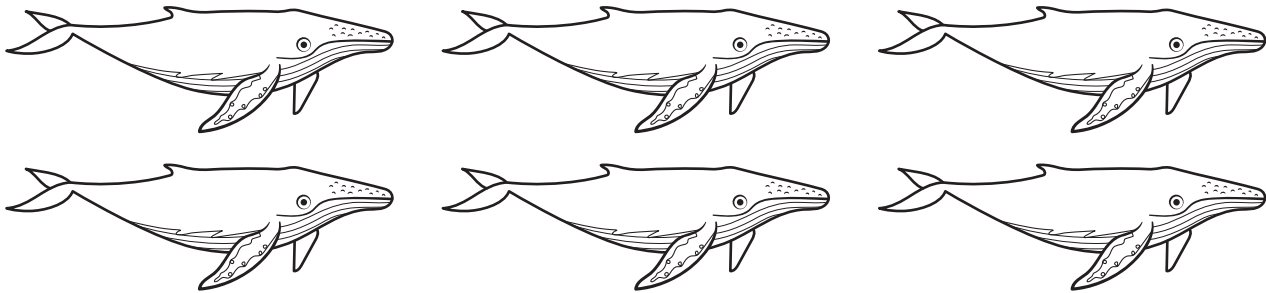



Name: _____



1	2	3	4	5	6	7	8	9	10	11	12	13	14	15	16	17	18	19	20
---	---	---	---	---	---	---	---	---	----	----	----	----	----	----	----	----	----	----	----

Directions: Circle groups of **7**. Cross out the group with **fewer than 7** animals.











7

There are **7** days in a week. Can you name them?


Name: _____

Before and After



Directions: Write the number that comes **before** and **after** each number shown.



Name: _____



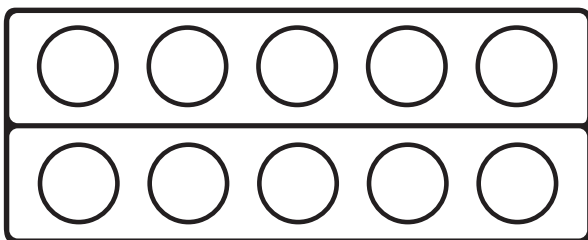
Directions: Color the number 11. Count and color the slugs.



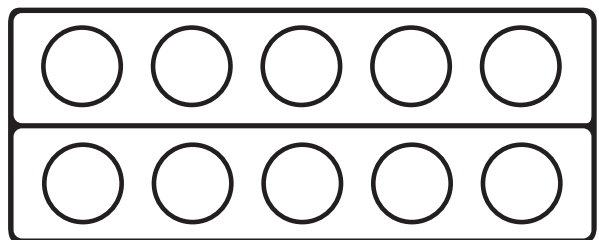
Directions: Trace the number 11.



Directions: Fill in 11 circles in the 10 frames. Then add the two frames.




+



$$10 + \underline{\quad} = 11$$

Name: _____

1 2 3 4 5 6 7 8 9 10 11 12 13 14 15 16 17 18 19 20



Directions: Draw 11 apples on the tree. Count the apples. Color the picture.

