

# TABLE OF CONTENTS

---

Introduction . . . . .	3
How to Use This Book . . . . .	4
Unit 1      Dinosaurs . . . . .	5
Unit 2      Machines . . . . .	12
Unit 3      Fast Runners and Good Swimmers. . . . .	19
Unit 4      Animals of the World . . . . .	26
Unit 5      The Shop . . . . .	33
Unit 6      All Around Us . . . . .	40
Unit 7      People Who Help Us . . . . .	47
Unit 8      Sea Animals . . . . .	54
Unit 9      Small Animals . . . . .	61
Unit 10     Review . . . . .	68
Answer Key . . . . .	75
Meeting Standards . . . . .	78

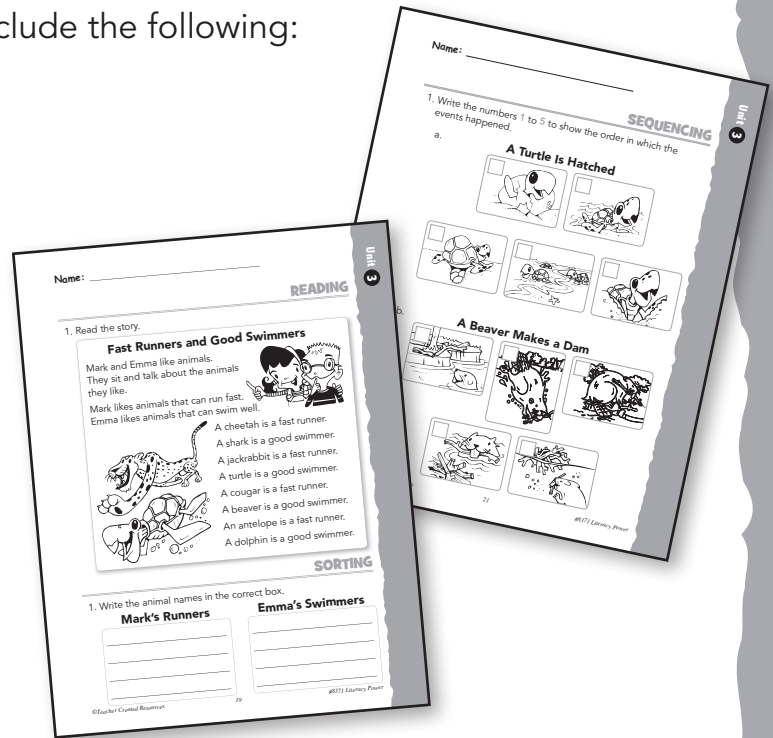
*Literacy Power* was developed as a tool for teachers who are looking to support or enhance an existing reading and language-arts curriculum. The *Literacy Power* series provides teachers and students with an alternative approach to grade-appropriate material and allows teachers to reinforce reading, writing, and language skills with their students through diverse and engaging units.

Each *Literacy Power* book includes a variety of text types, such as narrative, procedural, and recount, as well as an assortment of comprehension activities inspired by the text. Each book contains a variety of high-interest topics that aim at addressing reading and writing skills in an in-depth way.

The activities in this series promote higher-level thinking and can be used to teach specific skills, reinforce information previously taught, or simply provide additional practice.

Sample activities across the series include the following:

- reading for information
- following procedures
- responding to writing prompts
- understanding details
- combining sentences
- using words in context
- determining fact or fiction
- sequencing
- interpreting pictures
- comparing and contrasting
- organizing information
- defining new vocabulary
- drawing conclusions
- matching



## Standards

The Common Core is a set of highly researched academic standards created by teachers, school chiefs, administrators, and other educational experts. The goal of the standards is for students required to graduate high school with the same skill set and academic knowledge to succeed in future endeavors. In order for this to occur, a set of common objectives needs to be met for each grade level.

To help students become career ready, all of the texts and activities in the *Literacy Power* series have been aligned to the Common Core State Standards. To learn more about these standards, visit <http://www.corestandards.org/> or <http://www.teachercreated.com/standards/>.

## HOW TO USE THIS BOOK

The book is divided into separate units, each with a particular theme structure—either content themes or process themes. These themes are interwoven both conceptually and structurally. The content themes are based on the interests of students at their particular age and grade levels. The process themes focus on reading and writing processes.

*Literacy Power* provides students with a variety of opportunities to review classroom content. The activities can be used as independent or small-group practice, or they can provide teachers with opportunities for in-depth, whole-class instruction. Regardless of how you choose to use this book, the following tips may be helpful in implementing the program in your classroom.

- Introduce the workbook to your students and explain that the activities in the book will provide them with the opportunity to think about and interact with some of the concepts being taught in class, but possibly from a slightly different approach.
- Explain that the pages are designed to be easily understood. The instructions for each activity are concise and were written to be as clear as possible. Remind students to read the directions for every activity very carefully, as each activity typically requires something slightly different. Depending on the level of your students, you may want to first read the directions as a group and answer any questions.
- Allow students time to flip through the workbook to become more familiar with the layout of the pages and the various activities. Discuss any themes or activities that they seem particularly excited about or pages that pique their interest.
- Give students ample time to complete each activity, and then discuss as a class afterwards. Make note of any activities or concepts that may be more difficult and may require further review or additional instruction.
- On occasion, allow students to complete activity pages with partners. Having a discussion about the content and questions is a great way to build fluency, collaboration skills, and shared knowledge.
- *Literacy Power* was developed to focus on skills and content appropriate for a particular grade level. If you find some of your students are struggling with the content or completing the activities too quickly, consider locating a similar activity from one of the other books in the *Literacy Power* series intended for either a younger or older grade level.

Name: \_\_\_\_\_

**READING**

1. Read the sentences.

**People Who Help Us**

There are many people who like to help us. They work in different places.

A teacher helps students. A teacher works in a school.

A doctor helps sick people. A doctor works in a hospital.

A dentist helps people with their teeth.

A dentist works in a medical office.

A mechanic helps people fix their cars.

A mechanic works in a garage.

A firefighter helps put out fires.

A firefighter works in a fire station.

A police officer helps keep us safe.

A police officer works in a police station.

**SENTENCE COMPLETION**

1. Choose the best word(s) for each sentence.

sick people

fires

cars

teeth

safe

a. A firefighter puts out \_\_\_\_\_.

b. A mechanic fixes \_\_\_\_\_.

c. A doctor helps \_\_\_\_\_.


d. A police officer helps keep us \_\_\_\_\_.

e. A dentist works with \_\_\_\_\_.


Name: \_\_\_\_\_

## PICTURE AND CAPTION MATCHING

1. Circle the sentence that matches each picture.



- a. The dentist fixes our teeth.  
The dentist fixes our ears.




- b. The artist paints a boat.  
The artist paints a picture.



- c. The vet fixes sick people.  
The vet fixes sick animals.



- d. The farmer grows crops.  
The farmer grows houses.



- e. The ranger looks after our parks.  
The ranger looks after our pets.



- f. The cook makes books.  
The cook makes cakes.