

# Table of Contents

Introduction.....	3
<b>Alphabet</b>	
<b>Short A</b>	
Short A Crosswords .....	4
Short A Mystery Picture .....	5
Short A Story.....	6
<b>B, C, and D</b>	
B, C, and D Beginning Letters.....	7
B, C, and D Crosswords.....	8
B, C, and D Story.....	9
<b>Short E</b>	
Short E Word Searches.....	10
Missing Short E Letters.....	11
Short E Story.....	12
<b>F, G, and H</b>	
Finish the F, G, and H Words.....	13
F, G, and H Crosswords.....	14
F, G, and H Story .....	15
<b>Short I</b>	
Finish the Short I Words.....	16
Short I Word Searches .....	17
Short I Story .....	18
<b>J, K, and L</b>	
J, K, or L Beginning Letters.....	19
Build J, K, and L Words.....	20
J, K, and L Story.....	21
<b>M and N</b>	
M or N Beginning Letters.....	22
M and N Crosswords .....	23
M and N Story.....	24
<b>Short O</b>	
Finish the Short O Words.....	25
Short O Word Searches .....	26
Short O Story .....	27
<b>P, Q, and R</b>	
Missing P, Q, and R Letters .....	28
P, Q, and R Mystery Picture.....	29
P, Q, and R Story .....	30
<b>S and T</b>	
Missing S and T Letters.....	31
S and T Crosswords.....	32
S and T Story .....	33
<b>Short U</b>	
Color the Short U Words .....	34
Short U Word Searches .....	35
Short U Story .....	36
<b>V, W, and X</b>	
V, W, and X Beginning Letters .....	37
Finish the V, W, and X Words .....	38
V, W, and X Story .....	39

<b>Y and Z</b>	
Missing Y or Z.....	40
Unscramble the Y and Z Words .....	41
Y and Z Story .....	42
<b>Long Vowels</b>	
<b>Long A</b>	
Long A Pictures .....	43
Unscramble the Long A Words .....	44
Long A Story .....	45
Short A or Long A?.....	46
<b>Long E</b>	
Color the Long E Words.....	47
Circle the Long E Words.....	48
Missing Long E Letters .....	49
Long E Story .....	50
Short E or Long E? .....	51
<b>Long I</b>	
Find the Long I Words.....	52
Long I Story.....	53
Short I or Long I? .....	54
<b>Long O</b>	
Missing Long O Letters.....	55
Long O Story.....	56
Short O or Long O?.....	57
<b>Long U</b>	
Circle the Long U Words.....	58
Long U Story.....	59
Short U or Long U?.....	60
<b>Consonant Digraphs</b>	
Finish the CH Words.....	61
SH Words Under the Sea.....	62
Beginning or Ending with TH? .....	63
PH Crosswords.....	64
Unscramble the WH Words.....	65
<b>Beginning Consonant Blends</b>	
Identify the Beginning Blends .....	66
Identify More Beginning Blends .....	67
Missing Beginning Blends .....	68
Color and Build the Words .....	69
Flowery Words.....	70
<b>Ending Consonant Blends</b>	
Identify the Ending Blends .....	71
Ending Blends Crosswords .....	72
Ending Blends Word Searches.....	73
Match the Pictures .....	74
<b>Mixed Practice</b>	
Build the Words .....	75
Identify the Words .....	76
Climb the Ladders.....	77
Find the Words.....	78
More Flowery Words .....	79
Mixed Practice Mystery Picture.....	80

# This book belongs to

---

---

---

## Introduction

*Watch Me Learn: Phonics and First Words* was designed to introduce young learners to phonics and simple words that they will come across as they are learning to read. The page layouts are simple, the directions are easy to follow, and the art is designed to grab young learners' attention.

The book begins with a section that focuses on the letters of the alphabet, including short vowels. Following that is a section on long vowels. Each alphabetical section ends with a rebus story in which young learners can write the words represented by the pictures. The following activity pages provide opportunities to find missing letters, identify words, unscramble words, decode mystery pictures, complete crosswords, solve word searches, and more.

The final four sections of the book focus on consonant digraphs, beginning consonant blends, ending consonant blends, and mixed practice. The activities on these pages provide more opportunities to recognize and comprehend words students will see often as they progress in reading.

Set aside a special time each day to complete the activities, and, if possible, establish a quiet space to work free of other distractions. Follow up each day's practice by acknowledging your young learner's efforts.

Focus on questions such as the following as your young learner progresses through the book:



- What sound does this letter make?
- Can you sound out a word if you say each sound slowly?
- What word does this picture show?
- Can you sound out an unfamiliar word by saying the letters slowly?
- What sounds do letters like "ch," and "sh" make together?

Most importantly, work together to make your young learner's practice time special.

Name: \_\_\_\_\_

# M and N Crosswords

**Directions:** Fill in the crosswords with words from the box. Use the pictures to help you.



## Word List

milk  
mittens  
money  
monster  
mouse  
necklace  
net  
nine  
nose

Name: \_\_\_\_\_


## P, Q, and R Story


**Directions:** Write the words from the box into the story. Use the pictures to help you.

My aunt made me a  \_\_\_\_\_


with pictures of things that I love.

There is a  \_\_\_\_\_ square.

There is a  \_\_\_\_\_ square.

There is a  \_\_\_\_\_ square.

My favorite square of all is the



 \_\_\_\_\_ square.

panda pizza quilt rabbit robot


Name: \_\_\_\_\_

## Missing Long O Letters

**Directions:** Look in the stars to find the missing letters of the **long o** words.



My n\_\_\_\_\_ touched  
the r\_\_\_\_\_.



The cr\_\_\_\_\_ wore  
a b\_\_\_\_\_.



J\_\_\_\_\_ stubbed  
his t\_\_\_\_\_.



The g\_\_\_\_\_ wore  
a c\_\_\_\_\_.

Name: \_\_\_\_\_

# SH Words Under the Sea

**Directions:** Color the pictures of words that **begin with sh** or **end with sh**.

brush

dish

shark

shoe

cash

fish

shell

shovel



Name: \_\_\_\_\_

## Flowery Words

**Directions:** Color the petals that make a word with the blend in the middle of the flower.

