

Contents

At-Home Activities 4

This section includes games and activities you can use at home to help your child practice and improve their phonics.

Overview 6

This two-page reference lists vowels, consonants, common beginning blends, and common ending blends. It also shows how to decode letter sounds.

The Alphabet 8

Consonant Sounds 10

Short Vowel Sounds 14

Long Vowel Sounds 24

Vowel Review 34

Beginning Blends and Sounds 36

Included in this section: bl, cl, fl, gl, pl, sl, br, cr, dr, fr, gr, pr, tr, sc, sk, sm, sn, sp, st, sw, ch, sh, th, wh

Ending Blends and Sounds 52

Included in this section: ck, lk, nk, nd, ng, nt, ft, lt, st, ch, sh, th, ff, ll, ss, zz, ing

Sound Sorters 60

These “sound machines” give students practice in breaking words into their individual letter sounds.

Award Certificate 64

More Short u

Color the cups that have a **short u** sound, as in **mug**.



Circle the words that rhyme with the picture.

sun



tan

fun

rug

run

tub



pot

cub


top

rub

More Long o

Say each word out loud. Write them on the nose if they have a **long o** sound.

nose hole cot note top rope



One word in each row **does not** rhyme with the others. Color that word.

Row 1

bow

row

lot

low

Row 2

load

hop

road

toad

Row 3

hole

pole

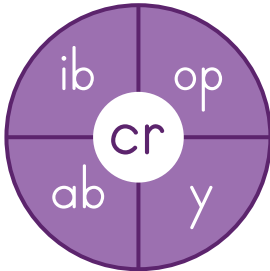
mole

pop

More br, cr, dr, fr

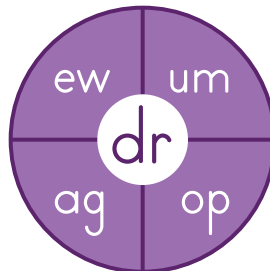
Use the wheels to make words. Write the words. The first ones are written for you.

1.




crib _____

2.



drew _____

Draw lines to match each picture to its beginning sound.



br

cr

dr

fr

