

# Contents

See pages 4–5 for at-home games and activities that will help your child get familiar with coins, while also allowing them to create, play, challenge themselves, and pretend.

The fun activities on pages 6–61 will help your child improve at . . .

Identifying Coins  
and Bills

Sorting Coins  
and Bills

Matching Currency  
to Written Numbers

Counting by 5s,  
10s, and 20s

Adding and  
Subtracting Money

Solving  
Word Problems

And Much, Much More!




See pages 62–63 for a complete answer key to the activities found in this book.

See page 64 for a colorful award your child will love to receive for a job well done.

# Coin Graph

These coins are all mixed up! Count each type of coin. Color that number of squares on the graph below.



Coin	1	2	3	4	5
					
					
					
					

# Matching Sets

Read each word problem on the left. Draw a line to match each to the correct set of coins on the right.

1.

Tim has 2 quarters,  
1 dime, and 1 penny.

A



2.

Rosa has 3 dimes,  
1 nickel, and 1 penny.

B



3.

Phil has 1 quarter,  
1 dime, 1 nickel,  
and 1 penny.

C



4.

Lily has 3 quarters  
and 1 nickel.

D





# Add Three Bills

For each question, add up how much the three bills are worth. Fill in the bubble beside the correct answer.

1.




(A) \$3

(B) \$12

(C) \$13

2.



(A) \$7

(B) \$22

(C) \$8

3.



(A) \$6

(B) \$9

(C) \$11

4.



(A) \$21

(B) \$22

(C) \$26

5.



(A) \$16

(B) \$15

(C) \$12

6.



(A) \$21

(B) \$25

(C) \$26