

Introduction

Write On – Wipe Off books are engaging, versatile learning tools that can be enjoyed over and over again. The colorful pages are highly durable and allow for easy erasing. These books work with all dry-erase markers and resist ghosting—the remnants of faint print marks. Fill each page and then just wipe away and start again! To ensure your child can use these pages many different times, make sure they erase their writing fairly quickly after the ink dries. Do not leave writing on the page for an indefinite amount of time, otherwise it may be hard to erase.

The purpose of this book is to help your child improve his or her fine-motor skills and visual perception. The visually stimulating activities provide practice recognizing and tracing straight, diagonal, zigzag, and curved lines. This practice will help with writing the correct form for numbers and letters.

Look through the colorful pages with your child and review the different tracing activities. Have them practice a few with you before working on the pages independently. To help your child develop proper handwriting skills, encourage the following:







- **Sit properly.**
- **Try to use an appropriate pencil grip.**
- **Hold the book to keep the page from moving around.**
- **Trace from left to right.**

Explain that tracing neatly, like writing neatly, is very important.

Let's get started!

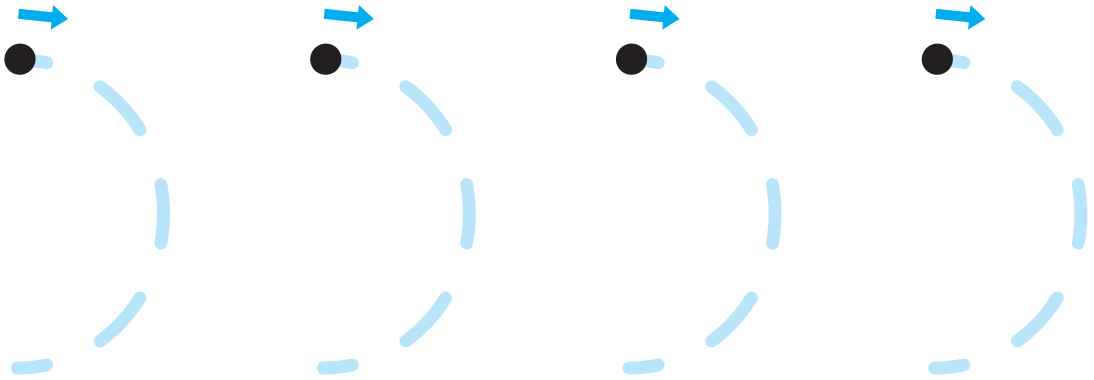
Going Home

Directions: Help the animals get home! Trace from left to right.





Curve to the Right

Directions: Trace the curves. Start at the top.



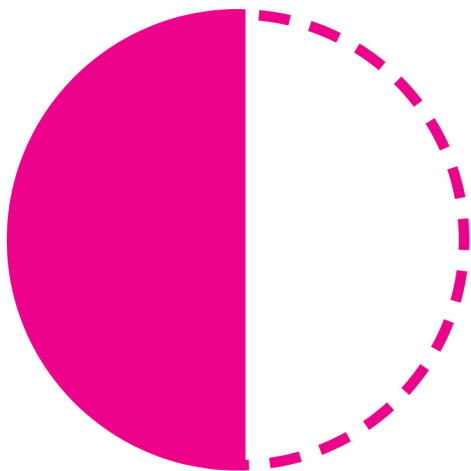


Directions: Finish the balls.



Complete the Shapes

Directions: Trace the dashed lines to complete the shapes.



Beach Day

Directions: Trace the curved lines in the picture.

