

# Introduction

*Write On – Wipe Off* books are engaging, versatile learning tools that can be enjoyed over and over again. The colorful pages are highly durable and allow for easy erasing. These books work with all dry-erase markers and resist ghosting—the remnants of faint print marks. Fill each page and then just wipe away and start again! To ensure your child can use these pages many different times, make sure they erase their writing fairly quickly after the ink dries. Do not leave writing on the page for an indefinite amount of time, otherwise it may be hard to erase.

---

Help your child build a deeper understanding of numbers, shapes, and colors. Look through the colorful pages with your child. The numbers are presented through a storyline about a race between a rabbit and a squirrel. Help your child count the things the racers see along the way!

The visually stimulating activities provide practice in a variety of areas:

- **Section 1:** recognizing and forming the numbers 1–10 and counting sets of items
- **Section 2:** recognizing and tracing 2D shapes and matching 3D shapes to common items
- **Section 3:** recognizing colors

Encourage your child to trace and print each number as neatly as possible. Together, practice circling items, drawing lines to connect items, and filling in boxes as directed.


Let's get started!

# Three

Squirrel and Rabbit race past **three** turtles. Count the turtles.



Practice writing the number 3.




# Where are the Ladybugs?

**Directions:** Find the 10 ladybugs and circle them.



# Matching Shapes

**Directions:** Trace around each shape. Draw lines to match the shapes on the left with the shapes on the right. Name each shape and its color.




**CIRCLE**



**TRIANGLE**




**TRIANGLE**



**SQUARE**




**SQUARE**



**CIRCLE**

# Shapely Monsters

**Directions:** Count the number of shapes found on each monster. Write each answer on the line next to the shape.



\_\_\_\_\_



\_\_\_\_\_



\_\_\_\_\_



\_\_\_\_\_



\_\_\_\_\_



\_\_\_\_\_



\_\_\_\_\_



\_\_\_\_\_