

Introduction

Write On – Wipe Off books are engaging, versatile learning tools that can be enjoyed over and over again. The colorful pages are highly durable and allow for easy erasing. These books work with all dry-erase markers and resist ghosting—the remnants of faint print marks. Fill each page and then just wipe away and start again! To ensure your child can use these pages many different times, make sure they erase their writing fairly quickly after the ink dries. Do not leave writing on the page for an indefinite amount of time, otherwise it may be hard to erase.

The purpose of this book is to help your child build a deeper understanding of the alphabet. The visually stimulating activities provide practice recognizing and forming uppercase and lowercase letters correctly and listening for beginning sounds.

Look through the colorful pages with your child and review the different letter activities. Have them practice a few with you before working on the pages themselves. Encourage them to trace and print each letter as neatly as possible. Explain that writing letters neatly is very important. You don't want to mix up an **a** and an **o** or a **b** and a **d**! Letters need to be clear so that they can be read and understood.

If necessary, practice circling items and drawing lines to connect items. Additional activities focus on beginning sound recognition. Mazes and dot-to-dot pages are also provided for sequencing practice. These basic skills are all important stepping-stones to becoming proficient readers.

Let's get started!

Aa



Bb



Cc



Dd



Directions: Trace and print the uppercase and lowercase letters.

A

a

B

b

C

c

D

d

Match Them!


Directions: Draw lines to match the uppercase and lowercase letters to the item with the same beginning sound.

Q



q

R



r

S



s




T



t

Time to

Directions: Fill in the eggs in each





Beginning Sound Match

Directions: Circle the pictures in each row that begin with the letter shown. Cross out the picture that does not belong.


Bb



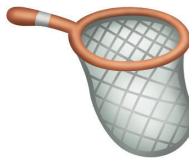

Ff




Ll



Nn



Rr



Ss

