

Table of Contents

Introduction	3	Writing the Missing Numbers from 1–20	54
Certificates	4	Joining the Dots to 20	56
Standards and Benchmarks	5	Counting Groups of 10	60
Reviewing Numbers 1–9	6	Counting and Writing from 10–90	62
Writing Numbers Before and After from 1–10	8	Making Groups of 10–90	64
Writing Missing Numbers from 1–9	10	Finding the Matching Number from 10–90	66
Making Groups of 10	12	Writing Numbers Before and After from 10–90	68
Making Groups of 10 and 1 Extra	14	Joining the Dots from 10–90	70
Making Groups of 10 and 2 Extra	16	Counting Groups up to 50	72
Guessing and Counting to 12	18	Making Numbers up to 50	74
Making Groups of 10 and 3 Extra	20	Counting and Writing up to 50	76
Making Groups of 10 and 4 Extra	22	Guessing and Counting up to 50	78
Guessing and Counting to 14	24	Finding the Matching Number up to 50	80
Making Groups of 10 and 5 Extra	26	Writing Numbers Before and After up to 50	82
Making Groups of 10 and 6 Extra	28	Counting Groups up to 99	84
Guessing and Counting to 16	30	Making Numbers up to 99	86
Making Groups of 10 and 7 Extra	32	Counting and Writing up to 99	88
Making Groups of 10 and 8 Extra	34	Guessing and Counting up to 99	90
Guessing and Counting to 18	36	Finding the Matching Number up to 99	92
Making Groups of 10 and 9 Extra	38	Writing Numbers Before and After up to 99	94
Making 2 Groups of 10	40	Writing the Missing Numbers up to 99	96
Finding the Matching Number up to 20	42		
Writing Numbers Before and After up to 20	46		
Writing the Missing Numbers from 10–20	50		
Writing Missing Numbers up to 20	52		

Standards and Benchmarks

The activities in this book meet the following standards, which are used with permission from McREL.

Copyright 2006 McREL. Mid-continent Research for Education and Learning.

Address: 2250 S. Parker Road, Suite 500, Aurora, CO 80014

Telephone: 303-377-0990 Website: www.mcrel.org/standards-benchmarks

Standard 2. Understands and applies basic and advanced properties of the concepts of numbers

Level I (Grades K–2)

1. Understands that numerals are symbols used to represent quantities or attributes of real-world objects
2. Counts whole numbers (i.e., both cardinal and ordinal numbers)
3. Understands symbolic, concrete, and pictorial representations of numbers (e.g., written numerals, objects in sets, number lines)
4. Understands basic whole number relationships (e.g., 4 is less than 10, 30 is 3 tens)

Standard 3. Uses basic and advanced procedures while performing the processes of computation

Level I (Grades K–2)

3. Understands basic estimation strategies (e.g., using reference sets, using front-end digits) and terms (e.g., “about,” “near,” “closer to,” “between,” “a little less than”)

Standard 8. Understands and applies basic and advanced properties of functions and algebra

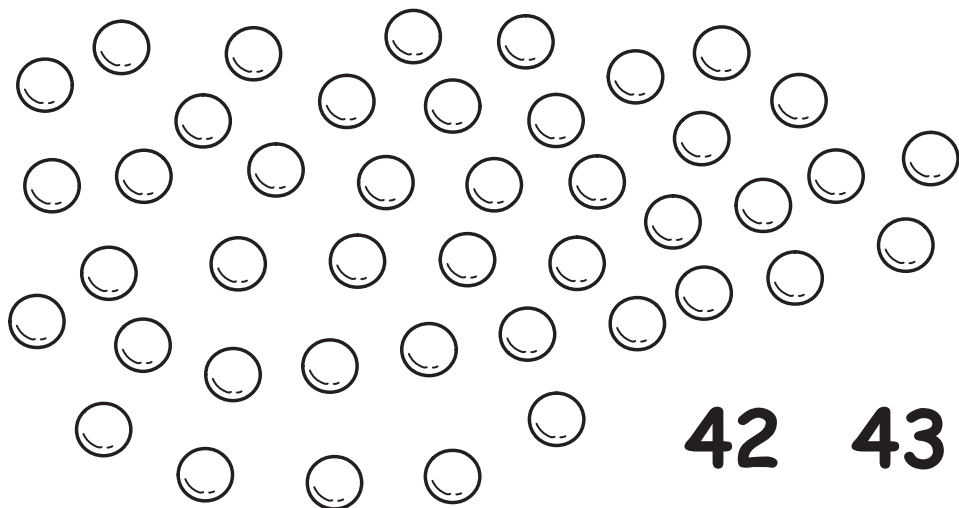
Level I (Grades K–2)

1. Recognizes regularities in a variety of contexts (e.g., events, designs, shapes, sets of numbers)
2. Extends simple patterns (e.g., of numbers, physical objects, geometric shapes)

NAME _____


Finding the Matching Number up to 50

How many objects can you count in each group? Draw a line around groups of 10, count how many groups, then count the extras. Circle the correct number.



42 43 44

marbles



35 36 37


cookies

EXTRA!

Ask students how many groups of 10 there are in 26 bananas.
How many extras?

Writing Numbers Before and After up to 99

Write the numbers that come before and after the number on the middle shirt.

**EXTRA!**

Make a set of cards with the numbers 0–9 on them. Turn over any 2 cards to make a two-digit number, then ask students to say the number before and after.