



Table of Contents

A Message From the National Summer Learning Association	4
How to Use This Book	5–6
Standards and Skills	7–9
Reward Chart	10
Week 1 Activities	11–20
Monday	Math: <i>Sports Patterns</i> Reading: <i>Alphabet Soup</i>
Tuesday	Math: <i>Number 1</i> Writing: <i>Trim the Tree</i>
Wednesday	Math: <i>Shape Trace</i> Reading: <i>Real or Make-Believe?</i>
Thursday	Math: <i>Number 2</i> Writing: <i>Going Home</i>
Friday	Friday Fun: <i>Head to Toe, What to Wear?</i>
Week 2 Activities	21–30
Monday	Math: <i>Shortest</i> Writing: <i>Capital Letters</i>
Tuesday	Math: <i>Number 3</i> Reading: <i>Little Miss Muffet</i>
Wednesday	Math: <i>Longest</i> Writing: <i>Lowercase Letters</i>
Thursday	Math: <i>Counting Cats</i> Reading: <i>Leaf Match</i>
Friday	Friday Fun: <i>Find the Animals, Thirsty Flowers</i>
Week 3 Activities	31–40
Monday	Math: <i>Number 4</i> Reading: <i>Play Ball!</i>
Tuesday	Math: <i>Barnyard Shapes</i> Writing: <i>How I Feel</i>
Wednesday	Math: <i>Number 5</i> Reading: <i>Letter Matching</i>
Thursday	Math: <i>Animal Patterns</i> Writing: <i>I Can Write My Name</i>
Friday	Friday Fun: <i>Which Doesn't Belong?, Where Are the Birds?</i>
Week 4 Activities	41–50
Monday	Math: <i>Number 6</i> Writing: <i>Balloon Fun</i>
Tuesday	Math: <i>Smallest</i> Reading: <i>More Letter Matching</i>
Wednesday	Math: <i>Buggy Friends</i> Writing: <i>Day and Night</i>
Thursday	Math: <i>Largest</i> Reading: <i>Read and Color</i>
Friday	Friday Fun: <i>Land or Water?, Under the Sea</i>
Week 5 Activities	51–60
Monday	Math: <i>Yummy Math</i> Reading: <i>Beginning Sounds</i>
Tuesday	Math: <i>Number 7</i> Writing: <i>Happy Birthday!</i>
Wednesday	Math: <i>Picking Apples</i> Reading: <i>On a Roll</i>
Thursday	Math: <i>Counting Pennies</i> Writing: <i>Homes</i>
Friday	Friday Fun: <i>Safety Helpers; Red Light, Green Light</i>

Table of Contents (cont.)



Week 6 Activities		61–70
Monday	Math: <i>Giraffes</i> Writing: <i>Quick and Lazy</i>	
Tuesday	Math: <i>Number 8</i> Reading: <i>More Beginning Sounds</i>	
Wednesday	Math: <i>Hungry Pets</i> Writing: <i>My Shopping List</i>	
Thursday	Math: <i>Apple Trees</i> Reading: <i>Find the Rhyme</i>	
Friday	Friday Fun: <i>Farm Animals, Where Do They Live?</i>	
Week 7 Activities		71–80
Monday	Math: <i>How Long Will It Take?</i> Reading: <i>On the Farm</i>	
Tuesday	Math: <i>Number 9</i> Writing: <i>A Love Note</i>	
Wednesday	Math: <i>Same Shapes</i> Reading: <i>Rhyme Time</i>	
Thursday	Math: <i>Animal Count</i> Writing: <i>Staying Healthy</i>	
Friday	Friday Fun: <i>Surprise!, Mailbox Maze</i>	
Week 8 Activities		81–90
Monday	Math: <i>Number 10</i> Writing: <i>Star Light, Star Bright</i>	
Tuesday	Math: <i>Light as a Feather</i> Reading: <i>Animal Sounds</i>	
Wednesday	Math: <i>Counting Snowflakes</i> Writing: <i>The Camping Trip</i>	
Thursday	Math: <i>Shape Patterns</i> Reading: <i>I Can Read a Story</i>	
Friday	Friday Fun: <i>Hot! Don't Touch!, Finish the Picture</i>	
More Friday Fun		91
All About Me		92
Fun Ways to Love Books		93
Summer Reading List		94–95
Read-Together Chart		96
Learning Experiences		97–98
Discussion and Journal Topics		99
Journal Page		100
Web Sites		101–102
Printing Chart		103
Numbers Chart		104
Numbers 1–100		105
Shapes		106
Color Words		107
Answer Key		108–112







Shortest



Week 2: Monday

Directions: Circle the shortest object in each row.

Instrucciones: Encierre en un círculo el objeto más bajo de cada fila.






Little Miss Muffet

Directions: Read the nursery rhyme below. Then look at the pictures. Write a 1 on the line that shows what happened first. Write a 2 on the line that shows what happened next. Write a 3 on the line that shows what happened last.

Instrucciones: Lea la rima que sigue. Luego mire los dibujos. Escriba **1** en lo que sucedió primero. Escriba **2** en lo que sucedió después. Escriba **3** en lo que sucedió al final.

Little Miss Muffet

Little Miss Muffet sat on a tuffet,
Eating her curds and whey;
Along came a spider who sat down beside her
And frightened Miss Muffet away.





Under the Sea

Week 4: Friday

Friday Fun

Directions: Connect the dots from 1 to 10. Then color the picture.

Instrucciones: Conecte los puntos del 1 a 10. Luego coloree el dibujo.





My Shopping List

Week 6: Wednesday

Writing

Directions: Pretend that you are making dinner tonight. What will you cook? Draw pictures to show what you need to buy at the grocery store.


Instrucciones: *Finja que va a preparar la cena hoy. ¿Qué va a cocinar? Haga un dibujo para mostrar que necesita comprar en el supermercado.*





Read-Together Chart

Does your father read books to you before bed? Perhaps your mother reads to the family at breakfast? Your grandparents may enjoy reading books to you after school or on the weekends. You and your family members can create a Read-Together Chart and fill it in to keep track of all the books you've read together.



Here are two Read-Together Charts. The first one is a sample. The second one has been left blank, so you can add your own categories and books.

Sample Chart

Book We Read	Who Read It?	Summary	Our Review
The Secret Garden	My older sister read it to me.	It's about a spoiled girl who learns to love nature and people.	We like this book. The characters are funny, and the illustrations are beautiful!

Your Chart

This page may be reproduced as many times as needed.