





Table of Contents



| | | | |
|--|----|---|----|
| INTRODUCTION | 4 | National Day of Prayer | |
| HOLIDAYS | | Bible Story: Jesus Encourages Us to Pray | 41 |
| New Year's Day | | Craft: Prayer Request Box | 42 |
| Bible Story: King David | 5 | Mother's Day | |
| Craft: Time Capsule | 6 | Bible Story: Elisha and a Persistent Mother . . . | 43 |
| Bible Story: Ezra Reads God's Word | 8 | Craft: Teacup Magnet | 44 |
| Craft: Bible Verse Chain | 9 | Bible Story: Jesus and His Mother | 46 |
| Valentine's Day | | Craft: Mother's Day Card | 47 |
| Bible Story: The Rich Young Man | 11 | Bible Story: Hannah and Samuel | 48 |
| Craft: Tissue Paper Valentine | 12 | Craft: Mother's Day Photo Frame | 49 |
| Bible Story: David and Jonathan | 13 | Ascension Day | |
| Craft: Candy Cane Heart Card | 14 | Bible Story: Jesus Goes Back to Heaven | 51 |
| Palm Sunday | | Craft: Jesus' Ascension Picture | 52 |
| Bible Story: Jesus Enters Jerusalem | 15 | Memorial Day | |
| Craft: Palm Branch | 16 | Bible Story: Conquering Jericho | 54 |
| Bible Story: Fulfilled Prophecy | 18 | Craft: Memorial Day Wind Sock | 55 |
| Craft: Palm Sunday Picture | 19 | Bible Story: David's Fighting Men | 57 |
| Good Friday | | Craft: Patriotic Pin | 58 |
| Bible Story: Jesus Dies | 21 | Flag Day | |
| Craft: Stained-Glass Paper Cross | 22 | Bible Story: Remembering God's Goodness | 59 |
| Bible Story: A Day to Remember | 24 | Craft: Pocket Flag | 60 |
| Craft: Glitter/Bead Cross | 25 | Craft: Patriotic Door Swag | 63 |
| Easter | | Father's Day | |
| Bible Story: Jesus Is Alive! | 27 | Bible Story: David and Solomon | 64 |
| Craft: 3-D Easter Card | 28 | Craft: Sporty Picture Frame | 65 |
| Bible Story: An Empty Tomb | 31 | Bible Story: Joseph Helps Jacob | 66 |
| Craft: Bible Promise Egg | 32 | Craft: Dad's Helper Wheel | 67 |
| Craft: Open-and-Close Tomb Scene | 37 | Bible Story: Jethro Advises Moses | 70 |
| Bible Story: Peter Tells About Jesus' Resurrection | 39 | Craft: Candy Airplane | 71 |
| Craft: Salvation Bracelet | 40 | | |



Table of Contents



Independence Day

Bible Story: Bible Celebrations72
 Craft: Firecracker Centerpiece73
 Bible Story: Joshua Gives People a Choice ...74
 Craft: Patriotic Hat75
 Craft: Pinwheel Pencil Topper77

Grandparents' Day

Bible Story: Jacob Blesses His Grandsons ...78
 Craft: Bookmarks79
 Bible Story: Timothy's Grandmother81
 Craft: Flowerpot Photo Card81
 Craft: Spoonful of Kisses84

Thanksgiving Day

Bible Story: Abraham and Sarah Have a Son .85
 Craft: Pumpkin Picture Frame86
 Bible Story: Jesus Gives Thanks87
 Craft: Indian Corn Door Hanger88
 Bible Story: Daniel and the Lions90
 Craft: Napkin Rings and Placemat91

Advent

Bible Story: An Angel Visits Mary94
 Craft: Advent Calendar95
 Bible Story: An Angel Visits Joseph98
 Craft: Glitter Christmas Card99

Christmas

Bible Story: Jesus Is Born101
 Craft: Shoebox Manger Scene102
 Bible Story: Wise Men Visit Jesus105
 Craft: Christmas Gift Bags106
 Bible Story: Angels Announce Jesus' Birth ..108
 Craft: Christmas Noel Hanging109

Craft: Jesus Light Bulb Garland110

SEASONS

Spring

Bible Story: God Creates the World112
 Craft: Spring Flower Mobile113
 Bible Story: The Good Samaritan116
 Craft: May Day Doorknob Hanger116
 Bible Story: Peter Meets a Kind Woman ...118
 Craft: "Bee" Kind Hang-up119

Summer

Bible Story: Treasure Parables120
 Craft: Shoebox Treasure Chest121
 Bible Story: Nicodemus Visits Jesus123
 Craft: Butterfly Mosaic124
 Bible Story: Jesus Grows Up126
 Craft: Shape Book127

Fall


Bible Story: Jesus Treats People Kindly ...129
 Craft: Good Manners Paper Plate Pocket ...130
 Bible Story: The Fruit of the Spirit132
 Craft: Fall Door Hanger133
 Bible Story: Stand up for the Lord135
 Craft: Book Covers137

Winter

Bible Story: God Cares About Animals138
 Craft: Animals-in-Winter Picture139
 Bible Story: Jesus and Joy141
 Craft: Snowman Magnet141
 Bible Story: Special to God143
 Craft: "You Are Special" Snowflakes144



Ascension Day



Bible Story: Jesus Goes Back to Heaven (Acts 1:1-11)

Tell the Bible story by singing the song; then have students sing it with you.

(Tune: "I Will Make You Fishers of Men")

Jesus died, but didn't stay dead, didn't stay dead, didn't stay dead.

Jesus died, but didn't stay dead. For He rose again.

Jesus rose again; yes He rose again.

Jesus died, but didn't stay dead. For He rose again.

He spent forty days with His friends, teaching His friends, encouraging them.

He spent forty days with His friends, then He went away.

Jesus went away; yes He went away.

He spent forty days with His friends, then He went away.

He went up to heaven that day, and they all watched Him go away.

He went up to heaven that day right before their eyes.

Right before their eyes, disappeared from sight.

He went up to heaven that day right before their eyes.

Then two angels said to His friends, "He will return; it's not the end."

Then two angels said to His friends, "He'll return one day.

He'll return one day as He went away."

Then two angels said to His friends, "He'll return one day."

Discussion

What do you think the angels meant when they said Jesus would one day come back the same way He went to heaven? When will Jesus return? What did Jesus tell His friends He wanted them to do until He returned? (Read Acts 1:8 to find out.)


Bible Verse

"You heard me say, 'I am going away and I am coming back to you.'" (John 14:28a)

Before He was arrested and crucified, Jesus told His disciples that He was going to leave them, but He would return. They did not understand Him. When will He come back? How can we be ready to meet Jesus when He returns?



Ascension Day




Craft: Jesus' Ascension Picture

Materials

- patterns on pages 52 and 53
- blue construction paper
- yarn or twine
- glue
- hole punch
- cardstock
- crayons or markers
- tape
- scissors

Directions

1. Copy the patterns on cardstock for durability and color them.
2. Cut out all patterns and glue all the patterns on a sheet of blue construction paper, except the pattern of Jesus. Do not glue the bottom of the clouds.
3. Tape yarn or twine to the back of the Jesus figure.
4. Punch holes in the top and bottom of the blue sheet. Knot the yarn or twine at the top and bottom, using a slightly longer piece than the length of the paper.
5. Pull the yarn or twine up and down to make Jesus disappear into the clouds.




Finished Product



Background Pattern




Ascension Day



Craft: Jesus' Ascension Picture *(cont.)*

Cloud Patterns



Jesus Pattern

