



Language Arts Activities

Grade 1







Rockin' with Letter Sounds (Letter sounds: d, t, b, m, p)	2	Long e in the Tree (Vowel sound: long e)	26
Yummy for Pete! (Letter sounds: c, f, l, n, s)	3	Long i on a Tie (Vowel sound: long i).....	27
Pete's Beginning Sounds (Letter sounds: g, h, j, r, w).....	4	Oh No, It's Long o! (Vowel sound: long o)	28
Letter Sounds Are Cool (Letter sounds: k, q, v, x, y, z)	5	Unscramble the Words! (Vowel sound: long u).....	29
Pete the Cat at Bat! (Final sounds: t, p, d, m)	6	Missing Long Vowels (Long vowels).....	30
From Beginning to End (Final sounds: b, g, l, n)	7	Short or Long? (Long and short vowels).....	31
Beginning or End? (Beginning and ending sounds)	8	Retell a Story to Pete! (Characters, setting, and events).....	32
Pete Loves Short a! (Vowel sound: short a).....	9	A Painter's Life (Characters, setting, and events).....	33
Taking Off with Short e! (Vowel sound: short e)	10	All About Me! (Proper nouns, capitalization).....	34
Play Ball with Pete! (Vowel sound: short i).....	11	Cool Beginnings, Groovy Endings (Beginning capitalization, end punctuation)...	35
Careful: The Pot Is Hot! (Vowel sounds: short a, e, i, o).....	12	Describe It! (Adjectives)	36
Hop on Pete's Bus! (Vowel sound: short u).....	13	Ready, Set, Action! (Present-tense verbs).....	37
The Sound Hound (Short vowels).....	14	What's in the Past? (Past-tense verbs).....	38
Cool Cat in the Hot Sun! (Short vowels).....	15	She, We, Yours, Ours! (Personal and possessive pronouns)	39
Beach Fun! (Singular and plural nouns).....	16	Perfect Prepositions (Prepositions).....	40
Trucks and Tractors (Beginning blends).....	17	Cool Conjunctions (And, but, or, so, because).....	41
Blends and More Blends (Beginning blends)	18	Real or Make-Believe? (Fiction, nonfiction).....	42
Cheepin' Chickens and Shaggy Sheep! (Beginning digraphs).....	19	Put On Your Thinking Cap! (Making inferences)....	43
Bath Time! (Ending digraphs).....	20	Characters Are Cool! (Compare and contrast characters in a story)	44
Pete Rocks with His Tick-Tockin' Clock (Ending blends and digraphs).....	21	Awesome Alligator (Key details and topics in informational text).....	45
What's in the Birthday Boxes? (Singular and plural nouns)	22	Map It! Fiction (Using a story map to write a story)	46
At the Ball Game! (Details, central idea)	23	Map It! Nonfiction (Using a graphic organizer to write a nonfiction story)	47
Sand and Sun (Details, central idea)	24	Answer Key.....	48
Pete Loves Long a! (Vowel sound: long a).....	25		


The classroom teacher may reproduce the materials in this book for use in a single classroom only. The reproduction of any part of this book for other classrooms or for an entire school or school system is strictly prohibited. No part of this publication may be transmitted or recorded in any form without written permission from the publisher.



Rockin' with Letter Sounds!

Directions: Tell Pete the names of things in the classroom. Say the word for each picture. Listen to the beginning sound. Then circle the letter that makes that sound.

1.		d	t	b	m	p
2.		d	t	b	m	p
3.		d	t	b	m	p
4.		d	t	b	m	p
5.		d	t	b	m	p
6.		d	t	b	m	p





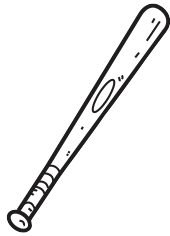
Pete the Cat at Bat!



Directions: Pete is up to bat. Do you hear the letter *t* at the end of the word *bat*? Say the word for each picture below. Listen to the ending sound. Complete each word by adding the letter that represents the ending sound.

t p d m


1. ba_____




5. sto_____



2. dru_____




6. po_____



3. cu_____



7. ha_____



4. sa_____



8. be_____

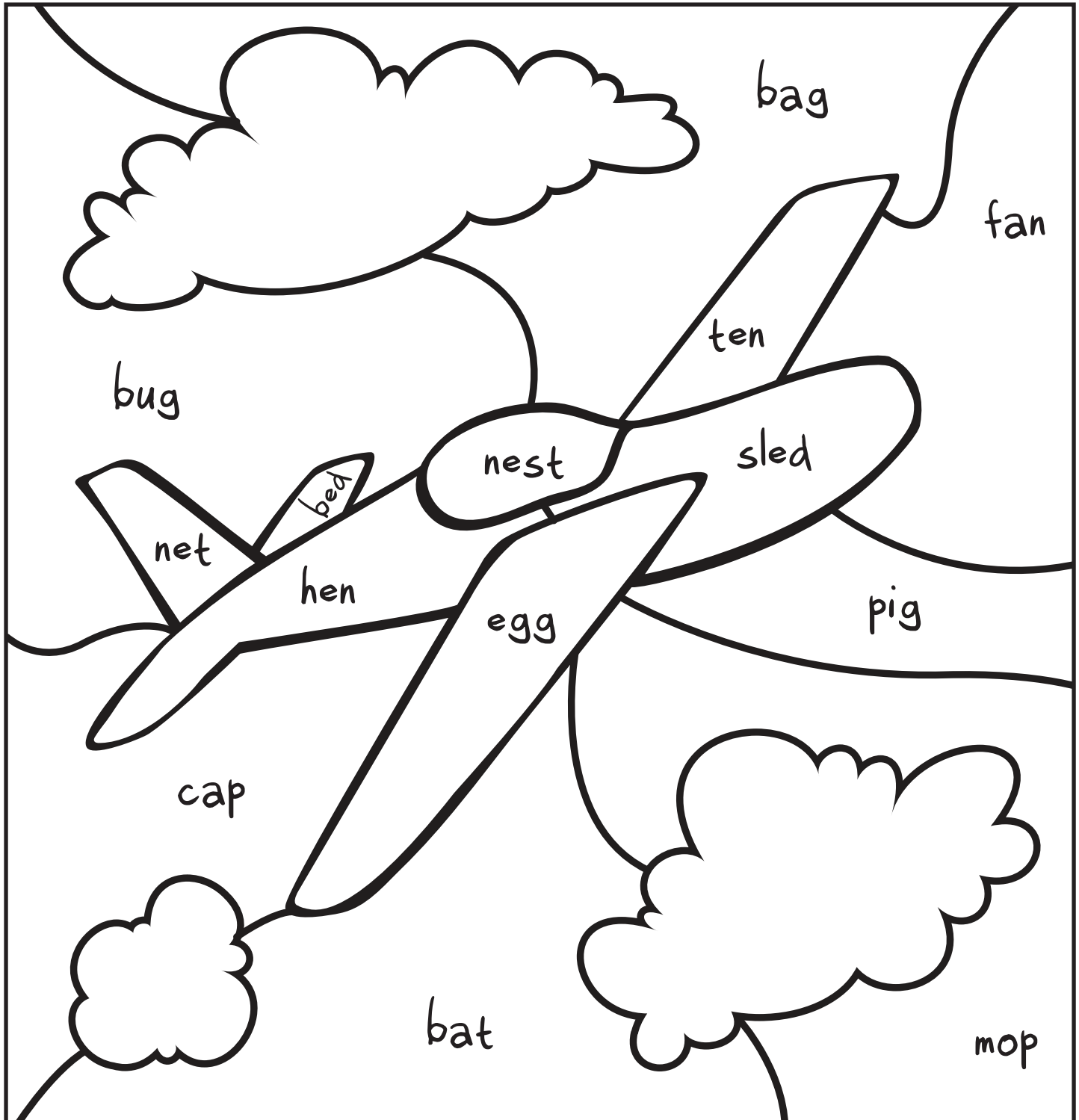




Taking Off with Short e!



Directions: Pete loves space ships and he loves jets! Help Pete find the jet. Color the spaces with words that have the short e sound red. Color the ones that do not have the short e sound blue. What short e words can you find in the picture?



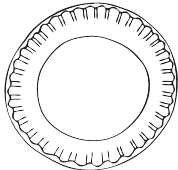











Blends and More Blends

Directions: Pete is singing songs about the things in the pictures. Help Pete name the blend that begins the word for each picture. Circle the correct blend for each picture below.

bl cl fl pl sl

<p>1. </p> <p>fl gl pl</p>	<p>4. </p> <p>bl cl fl</p>	<p>7. </p> <p>cl pl sl</p>
<p>2. </p> <p>fl sl pl</p>	<p>5. </p> <p>bl cl fl</p>	<p>8. </p> <p>fl pl sl</p>
<p>3. </p> <p>fl gl pl</p>	<p>6. </p> <p>bl cl fl</p>	<p>9. </p> <p>cl pl sl</p>





Sand and Sun

Directions: Pete the Cat loves to go to the beach. Read the beach story about Ann and Nan. Look for details and the central idea. Then answer the questions.

A Little Bit of Sand, a Little Bit of Water

Ann and Nan are twins. They are my friends. They both like the beach. Ann likes to play in the sand. Nan likes to swim in the water.

I like to play in the sand. I also like to swim in the water.
Ann wanted me to play in the sand with her.
Nan wanted me to swim in the water with her.
I didn't know what to do.

So, I told Ann and Nan that I had a plan.
First I would play in the sand with Nan.
Then I would play in the water with Ann.
Now both Ann and Nan are happy. And I am happy, too!




1. What does Ann like to do?
 - a) play in the sand
 - b) swim in the water
2. What does Nan like to do?
 - a) play in the sand
 - b) swim in the water
3. How did the narrator solve the problem?
 - a) They all played in the sand.
 - b) The narrator played in the sand first and then swam in the water.
4. What is the central theme of the story?
 - a) Problems can be solved.
 - b) Everyone should go to the beach.




Perfect Prepositions


Directions: Look at Pete the Cat and his friend Turtle. Pete always likes to know where Turtle is! Look at the pictures of Turtle below. Circle each bold word that tells where Turtle is.



1. The turtle is **over/under** the bench.



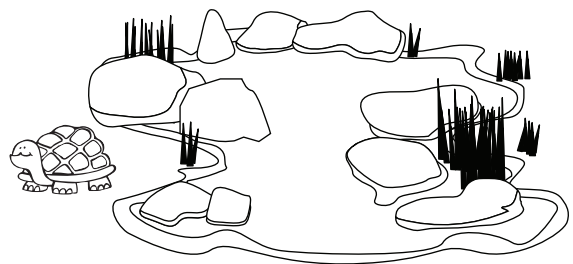
4. The turtle is **beside/inside** the box.




2. The turtle is **on/behind** the dog.



5. The turtle is **beside/between** the pond.



3. The turtle is **inside/between** the rock and the bush.



6. The turtle is **between/behind** the tree.

