



# Language Arts Activities

## Grade K

Groovy Uppercase Letters.....	2	Two Meanings, One Word (Multiple-meaning words).....	29
Groovy Lowercase Letters.....	3	Describe It! (Adjectives).....	30
Pete Listens for A and B.....	4	The Same Game (Synonyms).....	31
Pete Listens for C and D.....	5	Opposites Are Groovy (Antonyms).....	32
Pete Listens for E and F.....	6	Pete's Party Invitation (Characters, setting, and events).....	33
Pete Listens for G and H.....	7	In? On? Under? Up? It's All Cool! (Prepositions) ....	34
Pete Listens for I and J.....	8	Where's Pete? (Prepositions).....	35
Pete Listens for K and L.....	9	Capital Rules! (Capitalizing the first word in a sentence and the pronoun I).....	36
Pete Listens for M and N.....	10	How Will It End? (End punctuation).....	37
Pete Listens for O and P.....	11	Pictures Tell a Story! (Key ideas and details in illustrations).....	38
Pete Listens for Q and R.....	12	A Picture Is Worth 1,000 Words (Key ideas and details in illustrations).....	39
Pete Listens for S and T.....	13	Happy Birthday Story! (Key ideas and details in fiction).....	40
Pete Listens for U and V.....	14	An Apple a Day (Key ideas and details in informational texts).....	41
Pete Listens for W and X.....	15	Story Time: Who? Where? (Characters and setting in fiction).....	42
Pete Listens for Y and Z.....	16	Sally Ride Goes to Space (Characters and setting in nonfiction).....	43
Listening for Sounds from A–Z.....	17	Animals—Alike and Different! (Comparing and contrasting in nonfiction)....	44
Short <i>a</i> Rocks!.....	18	You Are an Author and an Artist! (Developing story ideas).....	45
Short <i>e</i> : The Hen and Her Eggs.....	19	Map It! Fiction (Using a story map to write a story).....	46
Rolling along with Short <i>i</i> .....	20	Map It! Nonfiction (Using a graphic organizer to write a nonfiction story).....	47
Stop for Short <i>o</i> !.....	21	Answer Key.....	48
Tasty Short <i>u</i> Cupcakes.....	22		
Wear a Hat! Hit with a Bat! (Phonograms/rhyming words).....	23		
Let's Run! It's Fun! (Phonograms/rhyming words).....	24		
Hop! Pop! Don't Stop! (Short vowels/word families).....	25		
Nouns All Around!.....	26		
Just One Is Fun! (Singular nouns).....	27		
Fun with One and More than One (Singular and plural nouns).....	28		

The classroom teacher may reproduce the materials in this book for use in a single classroom only. The reproduction of any part of this book for other classrooms or for an entire school or school system is strictly prohibited. No part of this publication may be transmitted or recorded in any form without written permission from the publisher.

Edupress • 12621 Western Avenue • Garden Grove, CA 92841  
www.teachercreated.com

EP63513 • ©2016 Edupress • Reprinted 2018  
ISBN: 978-1-56472-436-6 • Printed in U.S.A.





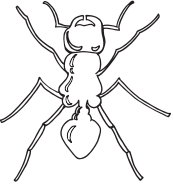
# Pete Listens for A and B

**Directions:** Pete is learning letter sounds. Trace and write the letters below. Then circle the pictures that begin with the same letter.

Aa apple

A A




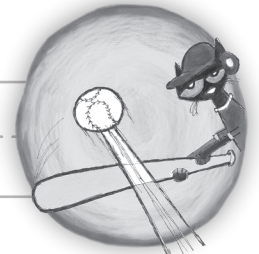
a a



Bb ball

B B

b b












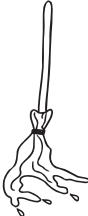








Name: \_\_\_\_\_

# Short a Rocks!






**Directions:** Pete loves the short sound of the letter *a* that he hears in the middle of the word *cat*! Say the word for each of the paired pictures below. Listen to the middle sound in each word. Circle the picture in each pair that has the short *a* sound.

<p>1.</p>  	<p>5.</p>  
<p>2.</p>  	<p>6.</p>  
<p>3.</p>  	<p>7.</p>  
<p>4.</p>  	<p>8.</p>  












# Hop! Pop! Don't Stop!

**Directions:** Pete likes all the words that rhyme with *stop*! Can you name words that rhyme with *stop*? *Hop*, *top*, and *pop* all rhyme with *stop*! Cut out the cards below that have dotted lines. Read the words on the cards. Match these cards to their rhyming words. Then glue them in the box to make word families!

cat 	
log 	
cot 	



pig 	
sun 	
can 	

wig 	dot 	man 	hat 	frog 	run 
--	--	--	---	---	--



# Happy Birthday Story!


**Directions:** Pete thinks birthdays are groovy! Read the story about the birthday party. Think about the details as you read. Then answer questions about the story.

## Amy's Big Day!

Today Amy is six years old. Jane and Tom will go to her party.

The kids went to a painting store to make cups. Jane painted a sun on her cup. Tom painted a moon. Amy painted stars!

First, they chose their brushes and colors. Next, they drew pictures on their cups with pencils. Finally, they started to paint!



When they were finished, Amy's dad took a picture. At the party, Jane and Tom gave their cups to Amy. It was a birthday surprise!

Circle the correct answers about Amy's Big Day!

- Amy is \_\_\_\_\_ years old today.       three       six
- \_\_\_\_\_ went to her party.       Tom and Amy       Jane and Tom
- Jane painted a \_\_\_\_\_.       sun       moon
- Amy made \_\_\_\_\_.       a sun       stars
- \_\_\_\_\_ took a picture of them.       Mom       Dad