

Table of Contents

Introduction	3
Reading Mazes	Math Mazes
Short A	Counting Up by 2s
Long A	Counting Up by 5s
Short E	Counting Up by 10s
Long E	Ordinal Numbers
Short I	Odd Numbers
Long I	Even Numbers
Short O	Largest Numbers
Long O	Smaller Numbers
Short U	Numbers Greater Than
Long U	Numbers More Than
Y is a Consonant	Numbers Less Than
Y is a Vowel	Addition Facts that Equal 13.
Letter Pair: CH	Addition Facts that Equal 17.
Letter Group: THR	Addition Facts that Equal 19.
Color Words	Subtraction Facts that Result in 4
Number Words	Subtraction Facts that Result in 7
Size Words	Subtraction Facts that Result in 9
Family Words	More Money: Cents
Animal Words	More Money: Dollars
Weather Words	More Money: Dollars & Cents
Doing Words	Less Money: Cents
School Words.	Less Money: Dollars
Clothing Words.	Less Money: Dollars & Cents.
Food Words.	Days of the Week
Place Words	Months
Car Words	Relative Time
	Answer Key

Introduction

Mazes date back at least 4,000 years to the time of Greek myths. In Roman times, mazes and labyrinths were found in artwork and in the design of floors in homes and public buildings. At that time, mazes were not considered puzzles. They were considered an artform.

Parents and teachers may underestimate the use of mazes in teaching and reinforcing skills in children. Mazes are not just fun activities; there are educational benefits for developing young minds in negotiating and mastering a maze.

Mazes strengthen

- hand-eye coordination
- fine motor skills (shoulder to wrist to hand)
- spatial sense
- deductive reasoning skills
- problem-solving skills
- logical-thinking skills

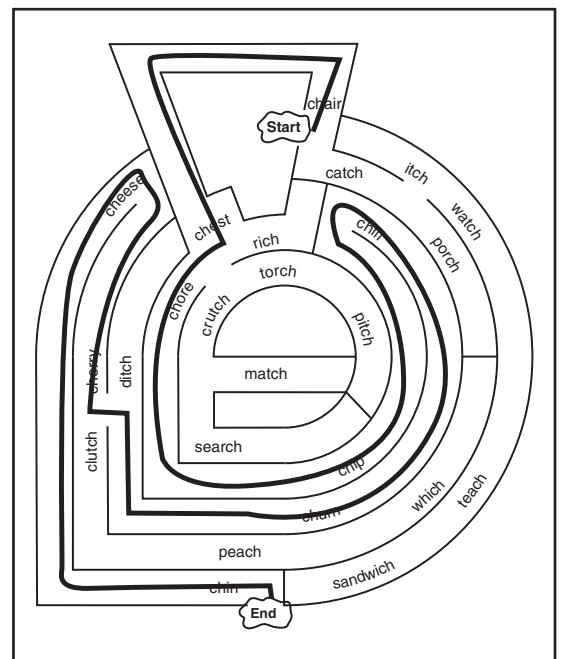
Best of all, students are developing all these skills in an entertaining way! Plus, the puzzles in *Amazing Mazes* provide even greater educational value because they ask students to use developmentally appropriate reading or mathematical knowledge. An answer key is provided at the end of the book.

Mazes can be tricky for beginners, so it is important to demonstrate how they are done. Do one or two mazes of each type (reading and math) together before expecting your students to be independent. Suggest that children first trace the potential path with their fingers before using a pencil. This promotes planning skills and reduces erasing.

Use these suggestions to get the most educational benefit from these mazes:

- have students cross out all incorrect responses before finding their way through the maze
- have students highlight all correct responses before finding their way through the maze
- for reading mazes, have students make an alphabetical list on another sheet of paper of all the words that met the criteria set forth in the maze (for example, *words with a long E sound*)
- for math mazes, have students write a related definition at the bottom (for example, define *chronological order* or *odd number* in your own words)

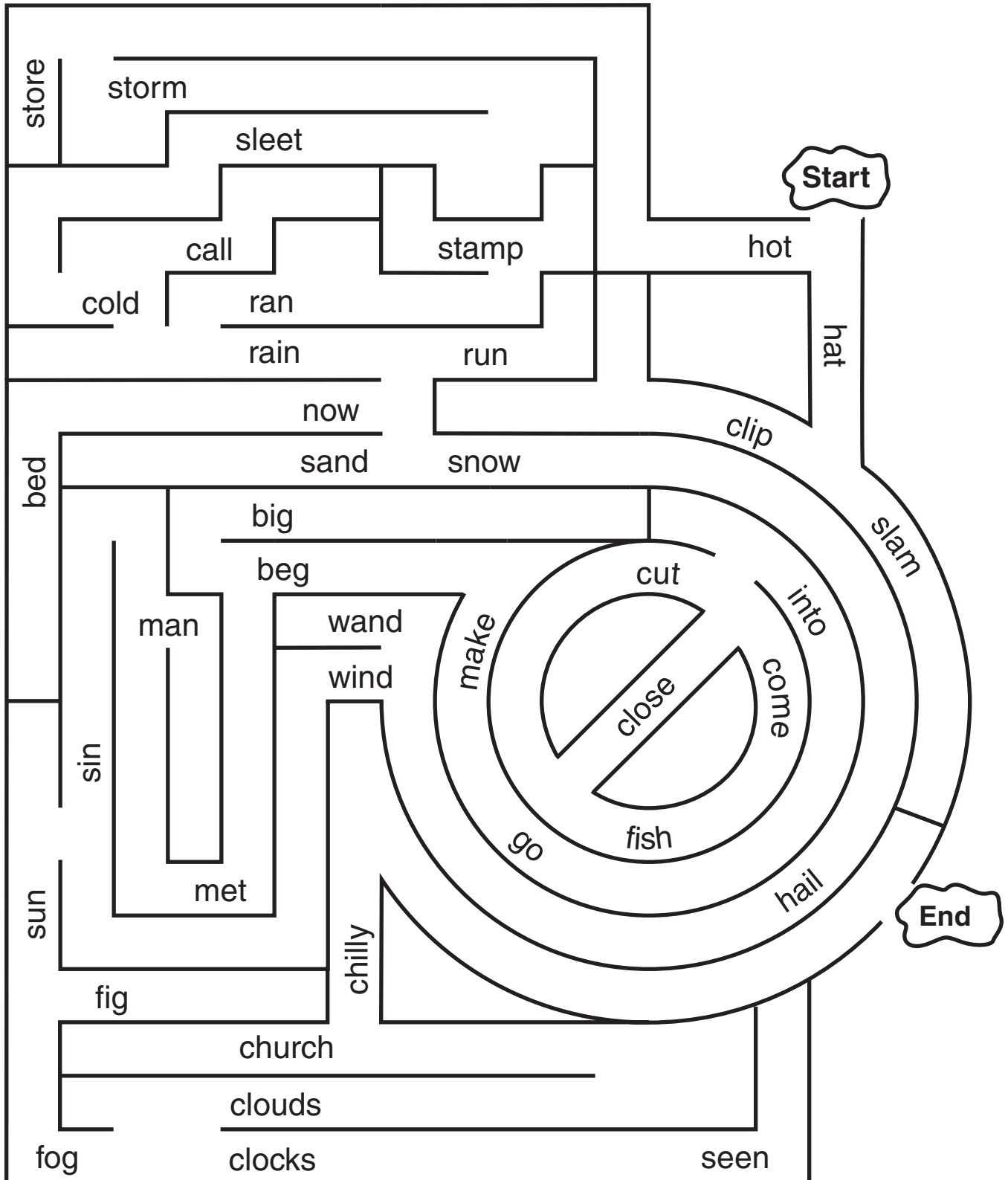
The best quality of these mazes is the enjoyment experienced by the user as he or she solves them. Your students will have fun while actively engaged in reinforcing knowledge. In addition, completing the mazes successfully will give children a sense of accomplishment and self-confidence.



Weather Words



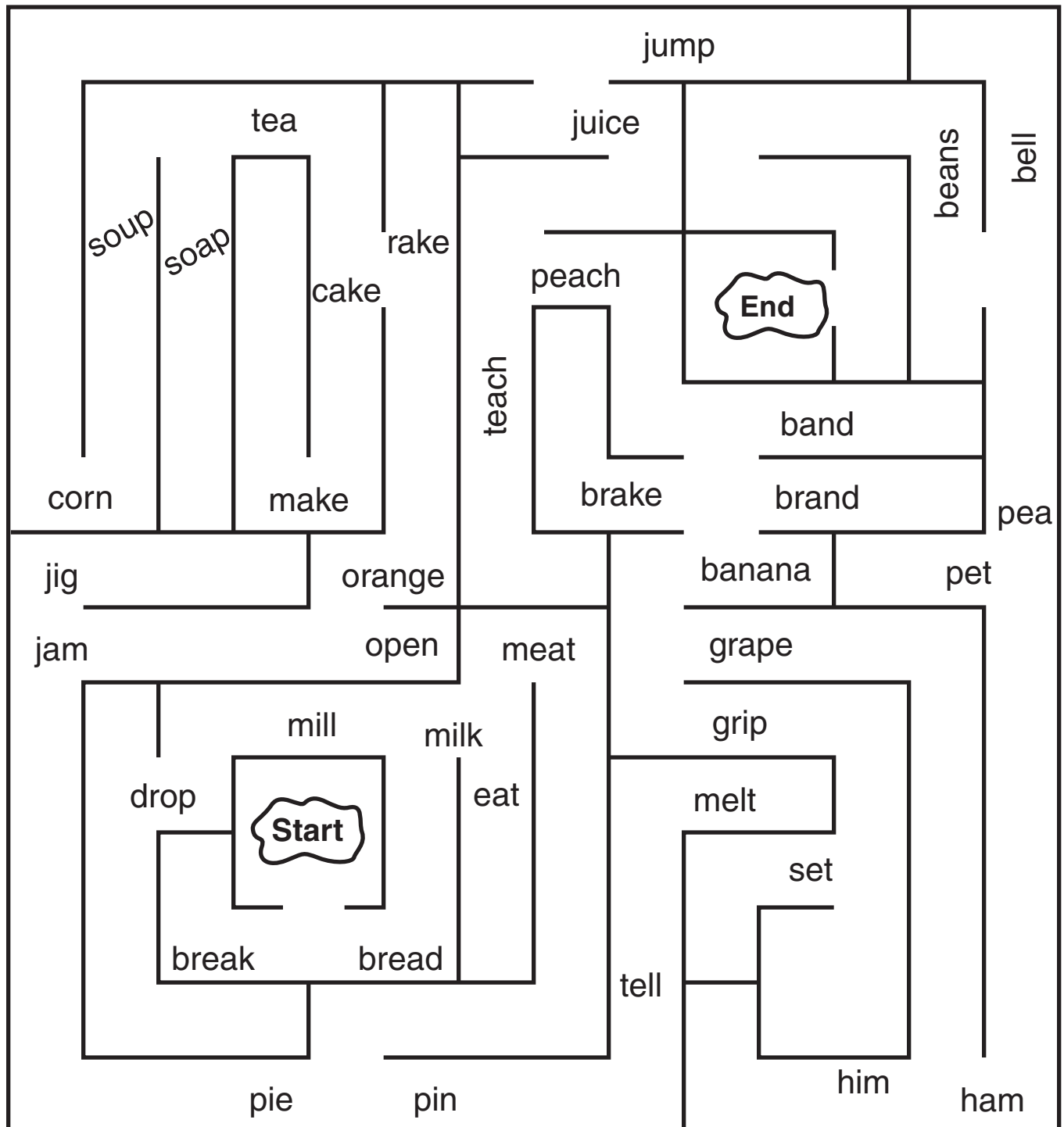
Directions: Read each word. Follow the path of the words about weather, such as *warm*.





Food Words

Directions: Read each word. Follow the path of the words that name a food, such as *corn*, or a beverage, such as *tea*.





Months



Directions: Follow the path of the months of the year in order.

