



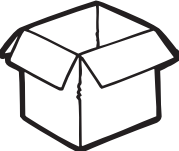



















Same Ending Sound

Directions: Say the name of the picture in the first box. Color the pictures in that row that end with the same sound.

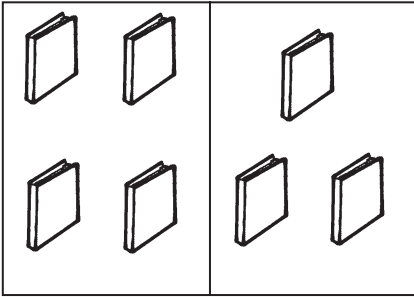
1. 				
2. 				
3. 				
4. 				



Subtraction

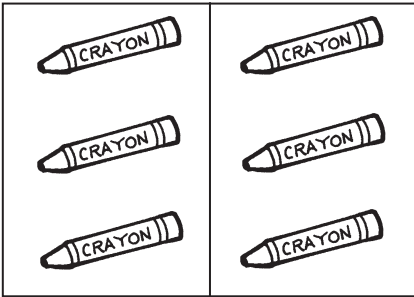
Directions: Use the pictures to solve these problems.

1.




$$\underline{4} - \underline{3} = \underline{\quad}$$

2.




$$\underline{\quad} - \underline{\quad} = \underline{\quad}$$

3.




$$\underline{\quad} - \underline{\quad} = \underline{\quad}$$

4.



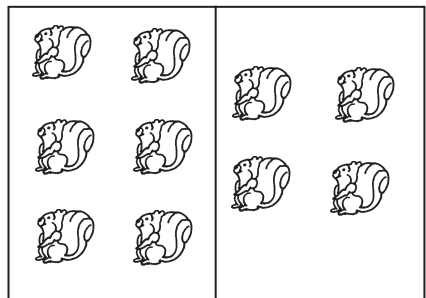
$$\underline{\quad} - \underline{\quad} = \underline{\quad}$$

5.



$$\underline{\quad} - \underline{\quad} = \underline{\quad}$$

6.



$$\underline{\quad} - \underline{\quad} = \underline{\quad}$$