






Get Ready to Learn!

Get ready, get set, and go! Boost your child's learning with this exciting series of books. Geared to help children practice and master many needed skills, the *Ready•Set•Learn* books are bursting with 64 pages of learning fun. Use these books for . . .

 enrichment  skills reinforcement  extra practice

With their smaller size, the *Ready•Set•Learn* books fit easily in children's hands, backpacks, and book bags. All your child needs to get started are pencils, crayons, and colored pencils.

A full sheet of colorful stickers is included. Use these stickers for . . .

-  decorating pages
-  rewarding outstanding effort
-  keeping track of completed pages

Celebrate your child's progress by using these stickers on the reward chart located on the inside cover. The blue-ribbon sticker fits perfectly on the certificate on page 64.

With *Ready•Set•Learn* and a little encouragement, your child will be on the fast track to learning fun!



Classifying Animals

Did you know that there are over 1,000,000 different species, or types, of animals? With so many species, scientists have to find a way to sort them into groups. Two of the main groups are vertebrates and invertebrates.

Vertebrates are animals that have a backbone. Humans are in this group. Also in this group are whales, monkeys, birds, and frogs. Just about any pet you have in your home is a vertebrate. Dogs, cats, goldfish, hamsters, and snakes are vertebrates.



Invertebrates have no backbone. Many of them live in the ocean. Clams, jellyfish, squids, and octopuses are invertebrates. Those that live on land are spiders, worms, and insects.

Scientists are finding new species of animals every day. Every one of them can be put into one of these two groups.

Directions: Circle the letter next to the correct answer.

1. What are two ways, animals are classified or sorted?
 - a. land and water animals
 - b. mammals and jellyfish
 - c. invertebrates and vertebrates
 - d. color and shape
2. Based on the passage, which is the best definition of invertebrates?
 - a. animals that have several backbones
 - b. animals that have one backbone
 - c. animals that have no backbones
 - d. animals that prefer to swim in the ocean
3. Human beings are in the category of . . .
 - a. invertebrates.
 - b. vertebrates.
 - c. neither of these.
 - d. both of these.
4. Which of the animals below would fit into the category of invertebrates?
 - a. giraffe
 - b. bird
 - c. squid
 - d. pig




The Wood Carver

Ever since Greg was a toddler, he had watched his grandfather carve the small wooden figures. Greg was fascinated with the quickness of his grandfather's fingers as he switched the carving knife from one hand to the other, breathing life into what was once a lifeless piece of wood. Greg often wished that he could create wonderful little wooden figurines, as his grandfather did.

One day, Greg's grandfather called the boy into the workshop. "Today is the day that you begin to learn the lost art of carving." Greg couldn't believe his ears as he pulled up a small stool next to his grandfather's workbench. The sharp smell of the wood filled his nose, and he moved in closely to where his grandfather was working. Greg's head was soon reeling with the names of the different tools his grandfather used to create the wooden treasures.

After the introduction to the tools was complete, Greg picked up a piece of wood to make his first attempt at carving. He loved the feel of the rough wood biting into his fingers. He worked for hours that day, trying to duplicate his grandfather's skill. Although his small, wooden figurine was far from perfect, both Greg and his grandfather were quite proud of the work Greg had done. "This piece will occupy a place of honor on my shelf," Greg's grandfather told him. Greg's eyes shone with joy. He knew that it would take many years to become as skillful as his grandfather, but Greg was going to enjoy every minute of it!





The Wood Carver *(cont.)*

Directions: Read the story and circle the correct answer.

1. How did Greg feel when he watched his grandfather carve wood?
 - a. worried that his grandfather would cut himself
 - b. frustrated that he couldn't carve like his grandfather
 - c. angry that his grandfather wouldn't teach him how to carve
 - d. amazed by his grandfather's skill

2. What will Greg probably do now that he's had his first lesson?
 - a. keep working on it to get better
 - b. give up because he isn't as good as his grandfather
 - c. throw out his first figurine
 - d. chop down a tree in order to get some wood

3. Why did Greg's grandfather put Greg's wooden figure on the shelf?
 - a. Greg's grandfather knew it was not a good piece of work.
 - b. Greg's grandfather was proud of Greg's first wood carving.
 - c. It was the best wood carving Greg's grandfather had ever seen.
 - d. That is where Greg's grandfather always put the wooden figures.

4. Why did Greg's grandfather call wood carving a "lost art"?
 - a. Not many people carve wood by hand anymore.
 - b. Carving wood was done only by lost people.
 - c. No one knows how to carve wood.
 - d. There are no books about carving wood.

5. What does it mean to "breathe life into" a piece of wood?
 - a. Greg's grandfather would make hollow wood pieces like whistles.
 - b. Greg's grandfather could make a real-looking figure out of a piece of wood.
 - c. Greg's grandfather always blew on the wood before he carved it.
 - d. Carving wood could turn a dead piece of wood into a living one.