






Get Ready to Learn!

Get ready, get set, and go! Boost your child's learning with this exciting series of books. Geared to help children practice and master many needed skills, the *Ready•Set•Learn* books are bursting with 64 pages of learning fun. Use these books for . . .

 enrichment  skills reinforcement  extra practice

With their smaller size, the *Ready•Set•Learn* books fit easily in children's hands, backpacks, and book bags. All your child needs to get started are pencils, crayons, and colored pencils.

A full sheet of colorful stickers is included. Use these stickers for . . .

-  decorating pages
-  rewarding outstanding effort
-  keeping track of completed pages

Celebrate your child's progress by using these stickers on the reward chart located on the inside cover. The blue-ribbon sticker fits perfectly on the certificate on page 64.

With *Ready•Set•Learn* and a little encouragement, your child will be on the fast track to learning fun!



Comma Time

Directions: Add the commas where they belong.

1. Yes I would love to go to the movie.
2. We have potato chips cheese and chili.
3. Grandma could we please spend the night?
4. This red car belongs to my mom and this blue car belongs to my dad.
5. John may I borrow your football?
6. We saw swans ducks and an ostrich.
7. Invite Casey Jackie and Toby to go with us.
8. No we can't go to the zoo today.
9. My sister likes hot dogs and I like pizza.
10. Aunt Irene my mom's sister liked the book but I liked the movie.



Sentence Scramble

Directions: Unscramble the words to make sentences. Be sure to add a capital letter at the beginning and punctuation at the end of each sentence.

1. bird cat the chased the

2. letter friend I a wrote my to

3. puzzle the made a family

4. sea jumped into penguin a the

5. song to a puppets audience the sang the



About Barn Owls

Directions: Read the paragraph below. Color the owl that has the main idea.



Barn owls are fully grown by about 12 weeks of age. First, they hatch from eggs. At three weeks, their eyes are open, and they can jump and walk. Three weeks later, their feathers begin to grow. By eight weeks, they are practicing flight and are ready to leave their nests. Two weeks later, they begin to explore on their own. Finally, by 12 weeks they are grown and can hunt for food on their own.