






Get Ready to Learn!

Get ready, get set, and go! Boost your child's learning with this exciting series of books. Geared to help children practice and master many needed skills, the *Ready•Set•Learn* books are bursting with 64 pages of learning fun. Use these books for . . .

 enrichment  skills reinforcement  extra practice

With their smaller size, the *Ready•Set•Learn* books fit easily in children's hands, backpacks, and book bags. All your child needs to get started are pencils, crayons, and colored pencils.

A full sheet of colorful stickers is included. Use these stickers for . . .

-  decorating pages
-  rewarding outstanding effort
-  keeping track of completed pages

Celebrate your child's progress by using these stickers on the reward chart located on the inside cover. The blue-ribbon sticker fits perfectly on the certificate on page 64.

With *Ready•Set•Learn* and a little encouragement, your child will be on the fast track to learning fun!



Antonym Match-Up

Directions: Draw a line to connect the antonyms.

1. happy

young

2. brave

far

3. right

afraid

4. fast

weak

5. big

little

6. rude

tame

7. old

sad

8. strong

answer

9. crowded

ugly

10. smile

frown

11. close

slow

12. loud

wrong

13. ask

easy

14. wild

quiet

15. beautiful

empty

16. hard

polite



Word Family Fun

Directions: Complete each sentence with a word in the given word family.

1. The baseball player was up to _____.
-at


2. Don't go in the _____ without
an umbrella. -ain



3. What time did you _____ up
this morning? -ake

4. What did you _____?
-ay

5. I love the smell of the orange _____.
-eel



6. This toy is yours to _____.
-eep

7. My little sister learned to count to _____.
-en

8. Why did you _____ at me?
-ell



9. I went camping and slept in a _____.
-ent

10. That's a beautiful gold _____.
-ing



Compound Gum

Directions: Color the pieces of gum that have compound words written on them.

