

Table of Contents

Introduction	3	Multiplication and Division	106
Meeting Standards	4	Fractions	107
Language Arts		Rounding	113
Cursive Writing	8	Greater or Less Than	116
Nouns	36	Measurement	118
Verbs	39	Geometry	128
Adjectives	42	Social Studies	
Adverbs	43	Communities: Past and Present	130
Conjunctions	44	Maps and Graphs	135
Double Negatives	45	Government	141
Prefixes and Suffixes	46	Science	
Dictionary Skills	47	Physical Science	149
Contractions	48	Forces and Motion	153
Capitalization	49	Life Science	156
Punctuation	51	Earth and Space	161
Friendly Letters	58	Investigate and Experiment	164
Synonyms and Antonyms	59	Answer Key for Third Grade	168
Homophones	60	Bonus Section	
Author's Purpose	61	Bonus Section Introduction	176
Plot	62	Paragraph Writing	177
Cause and Effect	63	Pronouns and Antecedents	178
Setting	64	Quotation Marks with Titles	179
Point of View	65	Understanding Genre	180
Figurative Language	66	Idioms	181
Genre	70	Recognizing Stereotypes	182
Reference Books	72	Understanding Morals and Themes	183
Summary	74	Division	184
Math		Using a Calculator	185
Odd and Even	75	Perfecting Patterns	186
Addition	76	Geometry	187
Subtraction	85	Place Value	188
Addition and Subtraction	95	Finding the Mean or Average	189
Multiplication	96	Subtracting Money	190
Division	100	Answer Key for Bonus Section	191

R is for Rake

Part 1

Directions: Trace each cursive letter. Then, write each letter at least five times.



Part 2

Directions: Trace each word. Then, write each word at least three times.



All Adverbs

Adverbs are words that describe verbs, adjectives, or other adverbs. Adverbs tell *how, when, where, or to what extent* about the words they describe.

Examples

He moved easily through the water.	(<i>Easily</i> tells how he moved.)
He went to the store yesterday.	(<i>Yesterday</i> tells when he went.)
He went there with his friend.	(<i>There</i> tells where he went.)
He ate too many chips.	(<i>Too</i> tells to what extent he ate.)

Part 1

Directions: Read each sentence. Draw a circle around each adverb.

1. My friend is very kind.
2. The turtle moved slowly but won the race.
3. Let's go to the movies tomorrow.
4. Please put your coat there.
5. He is so funny!
6. I never eat chocolate.



Part 2

Directions: In the space below, write two sentences. Use at least one adverb in each sentence. Circle each adverb.

1. _____

2. _____

Fly High! Let's Multiply!

Directions: Multiply to find each product.

1.
$$\begin{array}{r} 1 \\ \times 3 \\ \hline \end{array}$$

2.
$$\begin{array}{r} 3 \\ \times 7 \\ \hline \end{array}$$

3.
$$\begin{array}{r} 8 \\ \times 2 \\ \hline \end{array}$$

4.
$$\begin{array}{r} 5 \\ \times 5 \\ \hline \end{array}$$

5.
$$\begin{array}{r} 12 \\ \times 2 \\ \hline \end{array}$$

6.
$$\begin{array}{r} 10 \\ \times 6 \\ \hline \end{array}$$

7.
$$\begin{array}{r} 4 \\ \times 8 \\ \hline \end{array}$$

8.
$$\begin{array}{r} 6 \\ \times 7 \\ \hline \end{array}$$

9.
$$\begin{array}{r} 9 \\ \times 8 \\ \hline \end{array}$$


10.
$$\begin{array}{r} 6 \\ \times 1 \\ \hline \end{array}$$

11.
$$\begin{array}{r} 12 \\ \times 0 \\ \hline \end{array}$$

12.
$$\begin{array}{r} 11 \\ \times 3 \\ \hline \end{array}$$

13.
$$\begin{array}{r} 5 \\ \times 8 \\ \hline \end{array}$$

14.
$$\begin{array}{r} 7 \\ \times 4 \\ \hline \end{array}$$



An Important Declaration

Directions: Read the passage, and answer the questions below.

The Declaration of Independence is one of the most important documents in American history. The document was mostly written by Thomas Jefferson, but it represented the ideas of many people.

Why is the document called the Declaration of Independence? Well, the word “declare” means to state or say something. So, a declaration is something that is being said that people want other people to really listen to and hear. The word “independence” means to be free of others. In particular, this document declared that the colonists of America wanted the King of England to hear what they were saying. The colonists told the King of England that if changes were not made, then the colonists were going to declare themselves free of English rule. And that is just what they did! This document helped begin the Revolutionary War, a war that is also known as the War of Independence. Since the Declaration of Independence was officially adopted on July 4, 1776, this date would become America’s birth date.

1. What does the word “declare” mean?

2. What does the word “independence” mean?

3. Who was the primary author of the Declaration of Independence?

4. Why was the Declaration of Independence written?

5. What is another name for the Revolutionary War?

6. What date is celebrated as America’s birthday?

Food Chains

Living things need food to make energy. *Producers* are living things that can make their own food. *Consumers* are living things that cannot make their own food. There are several types of consumers. Consumers are known as herbivores, carnivores, and omnivores. *Herbivores* get energy from only eating plants. *Carnivores* get energy from only eating animals. *Omnivores* get energy from eating both plants and animals.

Another type of consumer is a decomposer. *Decomposers* break down and consume, or eat, dead plants and animals.

All of these living things create a food chain. The *food chain* explains how living things get the food they need to make energy.




Part 1

Directions: Define each word.

1. herbivores: _____
2. carnivores: _____
3. omnivores: _____
4. decomposers: _____
5. producers: _____
6. consumers: _____
7. food chain: _____

Part 2

Directions: List two things that each animal below might eat to get energy.

<div>1. </div> <div>a. _____</div> <div>b. _____</div>	<div>2. </div> <div>a. _____</div> <div>b. _____</div>	<div>3. </div> <div>a. _____</div> <div>b. _____</div>
---	---	---