



# Table of Contents

A Message From the National Summer Learning Association .....	4
How to Use This Book .....	5-6
Standards and Skills .....	7-9
Reward Chart .....	10
<b>Week 1 Activities</b> .....	11-20
Monday	Math: <i>Shining Stars</i> Reading: <i>Sound Matching</i>
Tuesday	Math: <i>Construction Count</i> Writing: <i>Alphabet Train</i>
Wednesday	Math: <i>Sky-High Numbers</i> Reading: <i>Beginning Sounds</i>
Thursday	Math: <i>Spotty Fun</i> Writing: <i>Parts of a Story</i>
Friday	Friday Fun: <i>Follow the Letters, Same and Different</i>
<b>Week 2 Activities</b> .....	21-30
Monday	Math: <i>Cross It Out</i> Writing: <i>Alpha-Clothing</i>
Tuesday	Math: <i>Dots All Around</i> Reading: <i>Pond Pals</i>
Wednesday	Math: <i>Small and Big</i> Writing: <i>Sand Castle</i>
Thursday	Math: <i>On the Road</i> Reading: <i>Writing Words</i>
Friday	Friday Fun: <i>What's Missing?, Blast Off</i>
<b>Week 3 Activities</b> .....	31-40
Monday	Math: <i>Say Cheese!</i> Reading: <i>Same Ending Sound</i>
Tuesday	Math: <i>Fish Counting</i> Writing: <i>What I Like to Do</i>
Wednesday	Math: <i>What Comes Next?</i> Reading: <i>Doesn't Belong</i>
Thursday	Math: <i>Guess and Count</i> Writing: <i>All Mixed Up</i>
Friday	Friday Fun: <i>Who I Am, Pizza</i>
<b>Week 4 Activities</b> .....	41-50
Monday	Math: <i>Adding Buttons</i> Writing: <i>Shell Pairs</i>
Tuesday	Math: <i>Holds the Most</i> Reading: <i>Add an Ending Sound</i>
Wednesday	Math: <i>Fish Bowl Math</i> Writing: <i>My Friend</i>
Thursday	Math: <i>Show and Tell</i> Reading: <i>Color Words</i>
Friday	Friday Fun: <i>Draw a Bird, Flower Needs</i>
<b>Week 5 Activities</b> .....	51-60
Monday	Math: <i>Animal Subtraction</i> Reading: <i>In the Kitchen</i>
Tuesday	Math: <i>Sounds and Sizes</i> Writing: <i>Make a Wish</i>
Wednesday	Math: <i>On the Go</i> Reading: <i>Animal Names</i>

# Table of Contents (cont.)



## Week 5 Activities (cont.)

Thursday	Math: <i>Shapes All Over</i> Writing: <i>Colors</i>
Friday	Friday Fun: <i>How Big Am I?, Rhyme or Not?</i>

## Week 6 Activities ..... 61–70

Monday	Math: <i>Color the Squares</i> Writing: <i>Picture Sentences</i>
Tuesday	Math: <i>More and Less</i> Reading: <i>Missing Vowel</i>
Wednesday	Math: <i>About the Same</i> Writing: <i>Four Seasons</i>
Thursday	Math: <i>Fruity Fun</i> Reading: <i>What Color Is It?</i>
Friday	Friday Fun: <i>Color the Robot, Lake Map</i>

## Week 7 Activities ..... 71–80


Monday	Math: <i>Adding Doubles</i> Reading: <i>Shape Trace</i>
Tuesday	Math: <i>Number Patterns</i> Writing: <i>Happiness Is . . .</i>
Wednesday	Math: <i>Uncrossed</i> Reading: <i>More Shape Trace</i>
Thursday	Math: <i>Boys and Girls</i> Writing: <i>Tan Ant</i>
Friday	Friday Fun: <i>Finding Patterns, Where Is the Ball?</i>

## Week 8 Activities ..... 81–90

Monday	Math: <i>Numbers 1 to 20</i> Writing: <i>Cake Mix-Up</i>
Tuesday	Math: <i>Tricky Patterns</i> Reading: <i>How Many?</i>
Wednesday	Math: <i>A Number of Steps</i> Writing: <i>What Happened?</i>
Thursday	Math: <i>Hot and Cold</i> Reading: <i>Zoo Beginnings</i>
Friday	Friday Fun: <i>Joining the Dots, For Your Teeth</i>

More Friday Fun	91
All About Me	92
Fun Ways to Love Books	93
Summer Reading List	94–95
Bookmark Your Words	96
Read-Together Chart	97
Learning Experiences	98–99
Journal Topics	100
Web Sites	101–102
Printing Chart	103
Numbers 1–100	104
Addition Chart	105
Money Chart	106
Answer Key	107–112





# Sky-High Numbers




Week 1: Wednesday

Math

**Directions:** Write the missing numbers on each cloud to show how you count from 1 to 9.






# Add an Ending Sound

Week 4: Tuesday

Reading

**Directions:** Say the name of each picture. Write the letter for its ending sound.


1.



SU\_\_\_\_\_

SU\_\_\_\_\_


4.



ca\_\_\_\_\_

ca\_\_\_\_\_


2.



pi\_\_\_\_\_

pi\_\_\_\_\_


5.



do\_\_\_\_\_

do\_\_\_\_\_


3.



we\_\_\_\_\_

we\_\_\_\_\_

6.



ba\_\_\_\_\_

ba\_\_\_\_\_



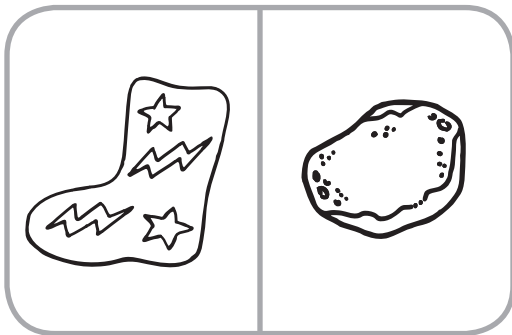
# Rhyme or Not?

Week 5: Friday


Friday Fun

**Directions:** Say the names for each pair of pictures. Color the smiley face if the words rhyme. Color the sad face if the words do not rhyme.

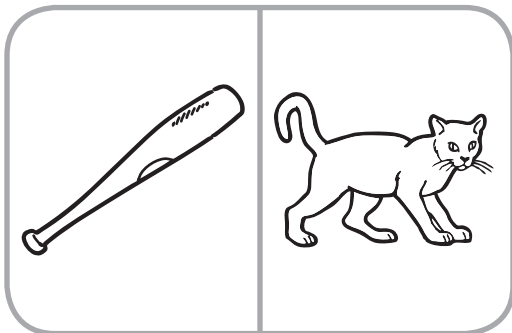
1.




4.




2.




5.



3.



6.






# Picture Sentences


Week 6: Monday

Writing

**Directions:** Trace the sentence that describes the first picture. Practice writing it on your own. Then, trace and complete the sentence that describes the second picture.



The monkey swings.



The monkey



# Learning Experiences

Here are some fun, low-cost activities that you can do with your child. You'll soon discover that these activities can be stimulating, educational, and complementary to the other exercises in this book.

## Flash Cards

Make up all types of flash cards. Depending on your child's interest and grade level, these cards might feature enrichment words, math problems, or states and capitals. You can create them yourself with markers or on a computer. Let your child help cut pictures out of magazines and glue them on. Then, find a spot outdoors, and go through the flash cards with your child.

## Project Pantry

Find a spot in your house where you can store supplies. This might be a closet or a bin that stays in one spot. Get some clean paint cans or buckets. Fill them with all types of craft and art supplies. Besides the typical paints, markers, paper, scissors, and glue, include some more unusual things, such as tiles, artificial flowers, and wrapping paper. This way, whenever you and your child want to do a craft project, you have everything you need at that moment.

## The Local Library

Check out everything that your local library has to offer. Most libraries offer summer reading programs with various incentives. Spend an afternoon choosing and then reading books together.

## Collect Something

Let your child choose something to collect that is free or inexpensive, such as paper clips or buttons. If your child wants to collect something that might be impractical, like horses, find pictures in magazines or catalogs, and have your child cut them out and start a picture collection.

## Grocery Store Trip

Instead of making a trip to the grocery store a chore, make it a challenge. Even with nonreaders, you can have them help you find items on the shelf. Start by giving your child a list of his or her own. Review the list before you go. For nonreaders, you might want to cut pictures from ads. Many stores even have smaller shopping carts, so your child can have his or her own cart to fill. Once you get to an aisle where you know there is something on your child's list, prompt him or her to find the item. You may have to help your child get something down from a shelf.

## Eating the Alphabet

Wouldn't it be fun to eat the alphabet? During the course of the summer, see how many fresh fruits and vegetables you can eat from A to Z. You and your child can make a poster or a chart with the letters A–Z on it. Once you have the chart, each time your child eats a fruit or vegetable, write it next to the matching letter of the alphabet. You can also let your child draw a picture of what he or she has eaten.