

Table of Contents

Introduction	3	6–Six	49	Which and There	101
How to Make the Most of This Book	4	7–Seven	50	Each and How	102
Preparing to Write	5	8–Eight	51	If and Up	103
Parent Letter	6	9–Nine	52	Out and So	104
How to Write Uppercase Letters A–Z	7	10–Ten	53	Them and Then	105
How to Write Lowercase Letters a–z	8	Number Review 0–5	54	These and Many	106
Uppercase and Lowercase Letters	9	Number Review 6–10	55	Will and Her	107
Aa	11	How Many?	56	Other and About	108
Bb	12	Color Words	57	Some and Their	109
Cc	13	Red and Blue	59	Would and Make	110
Dd	14	Yellow and Green	60	Like and Him	111
Ee	15	Orange and Purple	61	Into and Time	112
Ff	16	Black and White	62	Has and Look	113
Gg	17	Brown and Gray	63	Two and More	114
Hh	18	Pink	64	Go and See	115
Ii	19	Days and Months	65	Number and Write	116
Jj	20	Monday and Tuesday	67	No and Way	117
Kk	21	Wednesday and Thursday	68	Could and People	118
Ll	22	Friday and Saturday	69	My and Than	119
Mm	23	Sunday	70	First and Water	120
Nn	24	January and February	71	Been and Called	121
Oo	25	March and April	72	Who and Am	122
Pp	26	May and June	73	Sit and Now	123
Qq	27	July and August	74	Find and Long	124
Rr	28	September and October	75	Down and Part	125
Ss	29	November and December	76	Did and Get	126
Tt	30	First 100 Sight Words	77	Come and Made	127
Uu	31	The and Of	79	May and Day	128
Vv	32	Is and A	80	Word Practice	129
Ww	33	To and In	81	People	131
Xx	34	And and You	82	Places	132
Yy	35	That and Was	83	Things	133
Zz	36	He and It	84	Action Words	134
Uppercase Letter Review	37	For and Are	85	More Action Words	135
Lowercase Letter Review	38	As and On	86	Find the Words	136
Match Them Up!	39	With and His	87	Compound Words	137
Find the Match!	40	They and From	88	More Compound Words	138
Numbers and Number Words	41	At and Be	89	Sentence Practice A–Z	139
0–Zero	43	This and Have	90	Writing Poems and Nursery Rhymes	167
1–One	44	I and Or	91	My Feet	169
2–Two	45	One and Had	92	Jack Be Nimble	170
3–Three	46	By and We	93	Mouse	171
4–Four	47	But and Not	94	Little White Whale	172
5–Five	48	All and Can	95	1, 2, Buckle My Shoe	173
		Were and Words	96	Fun to Be Me	174
		When and Your	97	Common Core State Standards	175
		What and Said	98	Certificate of Completion	176
		Use and She	99		
		An and Do	100		

Introduction

Daily Warm-Ups: Printing Practice was written to help teachers and parents guide young students toward developing proper writing habits. When students can recognize and write the letters of the alphabet automatically, they are freed up to focus on content and meaning. Being able to write fluently is a skill all children need to learn in order to convey their thoughts and ideas clearly. Keyboards and other electronic devices may be taking the place of various writing activities, but many situations still require pencil and paper. Being able to print or write legibly is very important in school.

We know that regular, focused practice is necessary, but many students don't understand the importance of writing their letters neatly and consistently. Every parent or teacher has probably heard at least one of the following laments:

- "Why do I have to start at the top?"
- "Why do I have to use the lines?"
- "It's too hard to hold the pencil that way."
- "Why can't I just use uppercase (or lowercase) letters?"
- "Why can't I write big (or small)?"
- "I can't do it!"



It is important to convince young students that being able to write neatly is a very important form of communication. Try this—have a conversation with the exasperated writer, but mumble instead of speaking clearly. Ask, "What did I say?" or wait until the child states that he or she cannot understand what you are saying. Point out that it can be frustrating if no one can understand what you are saying. The same can be said for handwriting. Notes, stories, lists, or test answers might be misunderstood if one's ideas are not conveyed clearly when writing.

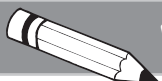
Objectives

The following objectives will be met or reinforced while completing the practice pages included in this book. Students will develop competence in. . .

- writing the correct form of each uppercase and lowercase letter.
- holding a pencil and the paper correctly.
- writing from left to right.
- writing from top to bottom.
- writing words legibly by using correct form, size, and spacing.

Students will be learning grammatical and mechanical conventions of written compositions as they proceed through the different sections of this book. Use every opportunity to connect the activity to standards that address reading, language, writing, speaking, and listening. They will be working toward:

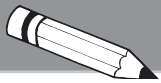
- using conventions of printing in writing.
- using conventions of capitalization.
- using conventions of spelling.
- writing in complete sentences.
- using conventions of punctuation.



Name: _____

Cc

Directions: Trace each uppercase letter and write it six times.**Directions:** Trace each lowercase letter and write it eight times. Then trace the sentence.



Name: _____

7 ~ Seven

Directions: Trace and print the number six times.




7 7 7 7 7 7



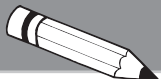
Directions: Trace and print the number word three times.



seven seven seven



Seven 7



Name: _____


Pink

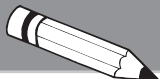
Directions: Trace and write the color word. Write neatly.



pink pink

Directions: Color the flowers pink. Choose colors for the rest of the picture.





Name: _____

November and December

Directions: Trace each month and then write it twice. Trace each sentence.



November



November



has 30 days.



December



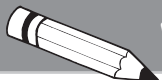
December



has 31 days.

November						
Sunday	Monday	Tuesday	Wednesday	Thursday	Friday	Saturday
1 National Authors' Day	2 International Space Station Opened, 2010	3 Election Day	4 Stress Awareness Day	5 Our Twisted Night (I.R.)	6 Seashore Day	7 Scientist Made Curie's Birthday, 1867
8 National Rifle Day	9 Berlin Wall Fell, 1989	10 Seamstress First Aided, 1893	11 Veteran's Day	12 Ellis Island Released Its Last Immigrant, 1954	13 World Kindness Day	14 National American Teddy Bear Day
15 America Recycles Day	16 International Day for Tolerance	17 Take a Hike Day	18 First Push-button Phone Went into Service, 1943	19 Lincoln-Dwight D. Eisenhower Day, 1953	20 Universal Children's Day	21 World Hello Day
22 Humanity Society Anniversary Day	23 Financial Day	24 Celebrate Your Unique Talent Day	25 International Day for the Elimination of Violence Against Women	26 Thanksgiving	27 National Native American Heritage Day	28 First Snowing Day, 1922
29 Electronic Greetings Day	30 Author Mark Twain's Birthday, 1835					

December						
Sunday	Monday	Tuesday	Wednesday	Thursday	Friday	Saturday
		1 Giving Tuesday	2 Special Education Day	3 National Cookie Day	4 International Day for Economic and Social Development	5 National Cocoa Day
6 Hawaiian Begins	7 National Pearl Harbor Remembrance Day	8 Pretend to Be a Time-Traveler Day, 1986	9 Inventor Conceive Edison's Birthday, 1846	10 Human Rights Day	11 UNICEF Formed, 1946	12 A Christmas Carol First Published, 1843
13 Yuletide Day	14 Inventor Day	15 Bill of Rights Adopted to the Constitution, 1791	16 National Chocolate Covered Anything Day	17 Wright Brothers Made the First Airplane Flight, 1903	18 International Migrants Day	19 A Christmas Carol First Published, 1843
20 International Human Solidarity Day	21 First Day of Winter	22 Fatherhood Day	23 Federal Reserve Established, 1913	24 Tradition of NBA's Trading Starts Begins	25 Christmas Day	26 Boring Day or Keweenaw Begins
27 Visit the Zoo Day	28 Day of the Sports Incompetent (Open and Free of Gifts, America)	29 Tick Tock Day	30 Kipling's Birthday, 1865	31 New Year's Eve		



Name: _____

Compound Words

Directions: Look at the compound words in the word box. Then look at the picture clues to find the correct compound word. Write each compound word next to the clues it matches.

Word
Box

bedtime

butterfly

cupcake

bluebird

cowboy

starfish



+



=



+




=



+



=



+



=



+



=



+



=
