



Table

of




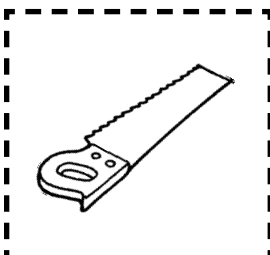








Contents



Introduction	3	Schwa Sounds	
Easy Consonants		a.	49
t.	4	e.	50
n.	5	o	51
r.	6	Long Vowel Digraphs	
m.	7	ea.	52
d.	8	ee.	53
s.	9	ai.	54
l.	10	ay.	55
c.	11	oa.	56
p.	12	ow	57
b	13	Vowel Plus R	
f.	14	or.	58
v	15	ar.	59
Short Vowels		ar.	60
a.	16	er.	61
e.	17	ir.	62
i.	18	ur.	63
o	19	Broad O	
u	20	o	64
Common Exceptions		al.	65
-y	21	aw	66
-e.	22	au.	67
Long Vowels (Final “e” Rule)		Diphthongs	
a-e.	23	ou	68
i-e	24	ow	69
o-e.	25	oi.	70
Long Vowels (Open Syllable Rule)		oy	71
long a.	26	Difficult Vowels	
long e.	27	oo	72
long i	28	oo	73
long o	29	u	74
long u	30	u	75
Difficult Consonants		ea.	76
g	31	Beginning Consonant Blends	
h	32	bl.	77
k	33	cl.	78
w	34	fl	79
j.	35	gl.	80
x	36	pl.	81
qu	37	sl	82
z.	38	br.	83
y	39	cr.	84
Consonant Digraphs		dr.	85
voiced th	40	gr.	86
voiceless th	41	pr.	87
ch.	42	tr	88
sh.	43	sc.	89
wh	44	sk.	90
Consonant Second Sounds		sn.	91
c.	45	sp.	92
s.	46	st	93
g	47	sw.	94
y	48	Answer Key	95

Phonics Instructions: The letter *f* is a consonant that almost always makes the sound /f/, as in *fish*. This sound can be made without using the vocal cords or the schwa sound at the end. Say /f/, not “fuh.” Ask the student to practice the /f/ sound in isolation. Then read aloud the name of each picture: fish, flower, pizza, bird, saw, fox, bag, fan. Have the student sort the pictures.

Student Directions: Cut out the pictures at the bottom of the page. Place the pictures that begin with the /f/ sound under the letter *f*. Place the others under the trash can.



Beginning Consonant Blends

Phonics Instructions: The letter combination *sl* is a consonant blend of two consonant sounds. Ask the student to practice the /sl/ sound in isolation. Then read the name of each picture: sled, queen, slippers, pie, slide, thread, sleep, jacket. Have the student sort the pictures.

Student Directions: Cut out the pictures at the bottom of the page. Place the pictures that have the /sl/ sound under the letters *sl*. Place the others under the trash can.

