

Table of Contents

Introduction	2
How to Use This Book	3
Comprehension Activities	
Finding Main Ideas	6
Noting Details	21
Using Context Clues	36
Identifying Facts and Opinions	51
Finding Cause and Effect	55
Sequencing	66
Making Inferences	81
Predicting Outcomes	96
Strategies in Writing	111
Common Core State Standards Correlations	141
Answer Key	143

Introduction

Instant Reading Comprehension Practice provides short reading and writing exercises that develop and strengthen the skills needed for reading comprehension.

This book is divided into two main sections: *Comprehension Activities* and *Strategies in Writing*. *Comprehension Activities* is divided into eight sub-sections that focus specifically on each of the following comprehension skills:

- Finding Main Ideas
- Noting Details
- Using Context Clues
- Identifying Facts and Opinions
- Finding Cause and Effect
- Sequencing
- Making Inferences
- Predicting Outcomes

Each sub-section includes at least 30 passages with questions designed to challenge students and guide them towards mastery in one of the eight skill areas.

The *Strategies in Writing* section provides students with the opportunity to identify and practice the same comprehension skills but in an open-ended, short-answer format. The activities in this section allow students to focus on a specific strategy and to think more critically as they respond to a given writing task.

Name _____ Date _____

What a Knight!

Sir Silly was the newest knight in the village. Although he tried his best, he just barely passed his knight training. During his first joust class, he held his lance backwards. During sword class, he swung his sword like a golf club. But Sir Silly never gave up. He finally learned how to be a true knight.




What is the main idea?

- A. Sir Silly's knight training didn't go well at first, but by the end, he learned how to be a knight.
- B. Sir Silly tried his best to be the funniest knight in the village.
- C. Sir Silly didn't pass his knight training because he kept doing silly things.

A Huge Heart

Lots of animals can look in windows. One animal can look in a window on the second floor! The animal can because it is tall. It has long legs. It has a neck as long as its legs. The animal is the tallest land animal. The animal is the giraffe! Your heart is about the size of your fist. A giraffe's heart is big. It is about two feet long. It weighs about 25 pounds.



What is the main idea?

- A. A giraffe's neck is as long as its legs.
- B. Many animals like to look in windows.
- C. The giraffe is the tallest land animal.

Name _____ Date _____

Eye Caramba!

Which statement is a **fact**?

- A. Having big eyes is much better than having big ears.
- B. The animal with the largest eyes is the squid. Some squids have eyes the size of dinner plates!

Tomato Time

Which statement is an **opinion**?

- A. Tomatoes should only be used for pizza sauce and ketchup.
- B. Tomatoes were first grown in the Americas.

Healthy Habits


Which statement is a **fact**?

- A. Some people run to stay in shape.
- B. Running is the best way to stay in shape.

Paper Views

Which statement is an **opinion**?

- A. Papermaking was first invented in China.
- B. Students should not use so much paper at school.



It's Black and White

Which statement is a **fact**?

- A. Zebras are the best-looking horses.
- B. Zebras are members of the horse family.

Hip to Be Square

Which statement is an **opinion**?

- A. A square is the hardest shape to draw correctly.
- B. The four sides of a square all have the same length.

A Dog's Worst Friend

Which statement is a **fact**?

- A. A dog can get fleas if it rolls around in the grass.
- B. Dogs are the best choice for a pet.

A Pickle of a Problem


Which statement is an **opinion**?

- A. Sweet pickles are the best choice for a turkey sandwich.
- B. Pickles are made from cucumbers.

Name _____ Date _____

Take Me Out to the Ballgame

Douglas was the first player up to bat for his baseball team. The pitcher threw the first pitch. Douglas swung and hit the ball deep into left field. One of the outfielders caught the ball. "Out!" shouted the umpire.



The underlined statement is the **CAUSE**.
What is the **EFFECT**?

- A. Douglas was out.
- B. Douglas swung the bat.
- C. Douglas was up to bat.

Cammy the Camel

My name is Cammy. I am a camel that walks up and down sand dunes. The wind blows, stirring up the sand, but my eyes are safe from the sand. You have one row of eyelashes, but I have two! My extra row of eyelashes helps keep sand out of my eyes. My lashes are extra-long, too!



The underlined statement is the **EFFECT**.
What is the **CAUSE**?

- A. Cammy walks up and down sand dunes.
- B. Cammy has an extra row of long eyelashes.
- C. The wind blows, stirring up the sand.

Name _____ Date _____

Some Assembly Required

Hope's new toy came in the mail. She opened up the box and took out all the pieces. Hope didn't know how to put it together. She read some papers that were inside the box. Hope did exactly what the papers said. The last thing the papers said to do was put in batteries. When Hope turned the switch on, her new toy was working perfectly. Hope's brother asked if he could play with it, too.



Most likely, **how** did Hope put the toy together?

- A. Hope's brother helped her put it together.
- B. Hope read a story about a kid with a toy like hers.
- C. Hope followed the instructions carefully.

No, Thanks


One day, Dina ate a candy bar with nuts in it. She loved the taste, but it gave her a bad rash. She didn't know why. A month later, Dina ate a different candy bar with nuts in it, and she got an even worse rash. The next week, Dina went to her friend's house. When her friend offered her an ice-cream cone with nuts on top, Dina said, "No, thanks."



Most likely, **why** did Dina not want the ice cream?

- A. She was afraid the nuts would give her a rash.
- B. She did not like the taste of nuts.
- C. She wanted to eat a candy bar with nuts instead.

Name _____ Date _____



Look Closer



Look carefully at the picture for as many details as you can. In the space below, write three details.

- 1. _____

- 2. _____

- 3. _____

Now use your details to write a paragraph about the scene in this picture.

