

Table of Contents

Introduction	3
Working with the Curriculum	5
Alphabet Science	
Alphabet Math	
Alphabet Language	
Alphabet Movement	
Alphabet Art	
Working with Recipes	30
Working with Centers	38
Center Signs	41
Letter by Letter	44
A to Z Cut and Glue Projects—Letter Search Bubbles—Writing Pages	
Alphabet Little Books	122
Autograph Books—Dictionaries	
My Little Book of Colors	137
Classroom Games and Materials	142
Letter Pockets—Letter Pocket Cards—Lotto Cards—Party Light Cut-Outs—Mitten Match Cards—Alphabet Snake—Color Name Cards—Number Name Cards	
Student Activity Pages	191
Poster Book—Junior Journal—Finish the Letters—Mystery Pages—Letter Graph—Letter Match—Hidden Pictures—Seasonal Sounds—Crayon Cut-Outs—Clothesline Colors—Birthday Balloons—Award Medallions	
Parent Pages	213
Parent Letter—Dot-to-Dot Projects—Alphabet Pocket Pack—Color Word Puzzles	
Bibliography	224

Name: _____

house

Color

c – blue

d – brown

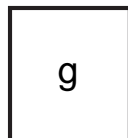
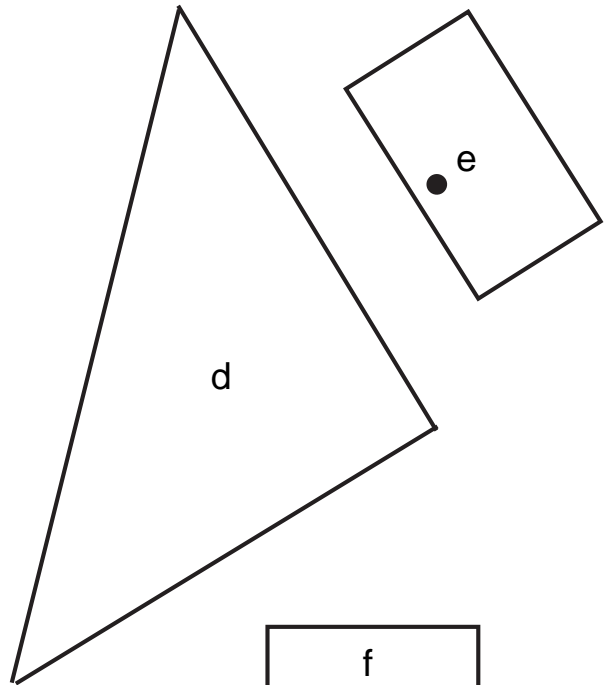


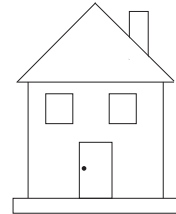
e – green

f – red

g – yellow

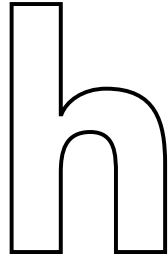
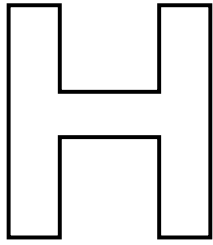
h – black

Cut and glue on another piece of paper to make

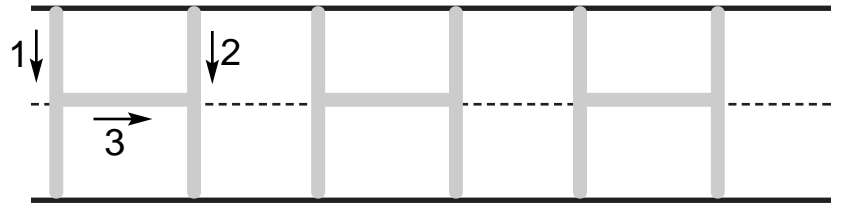


Name: _____

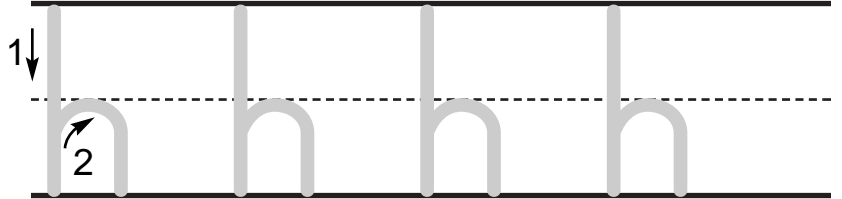
Color black.



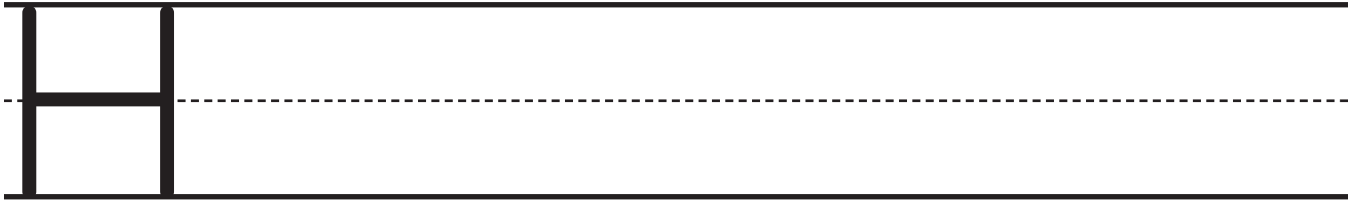
Trace



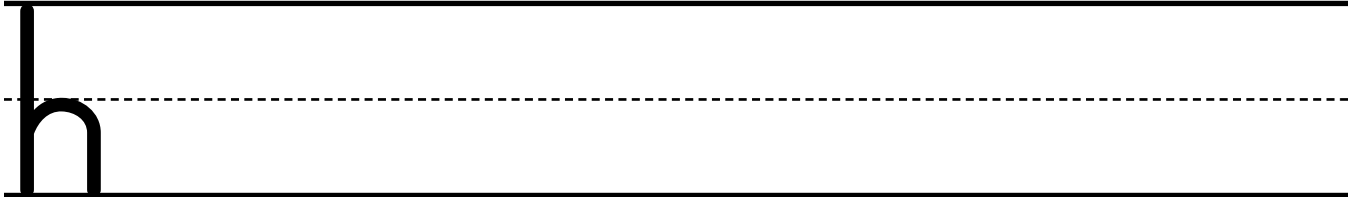
Trace



Write



Write



Draw a picture of something that begins with the sound of **H**.

Color it black.