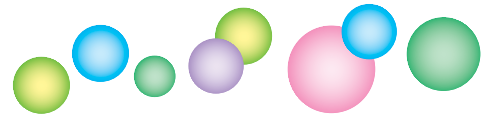
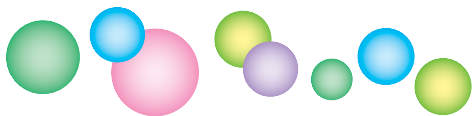





Table of Contents



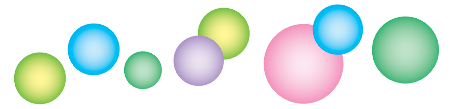


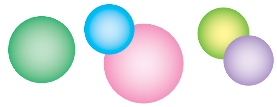
Introduction	3
Getting Started	4
How to Set Up a Center	5
KWHL Chart	6
Science Skills and Goals	7
How to Use This Book	8
Science Standards	10
Checking for Standards	11
Parent Letter	12
Life Science	
Ladybugs	13
Spiders	29
Animals and Their Eggs	43
Coral Reefs	63
Earth and Space Science	
Shadows	83
Lakes and Rivers	101
Stars	115
Physical Science	
Trees and Wood	129
Water Around Me	147
Tools and Machines	161



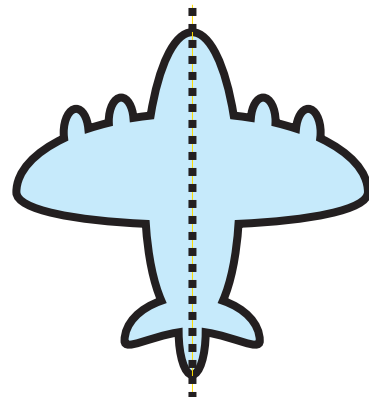

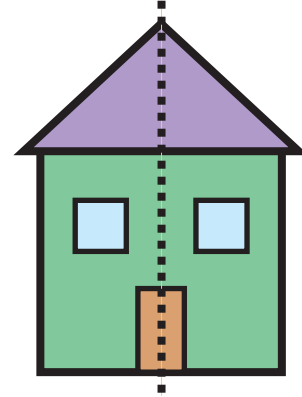





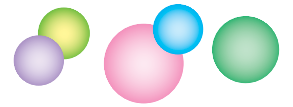


Ladybugs





Symmetry Cards



Lakes and Rivers

1. Arrange the sand to create a mountain at one end.
2. Form channels for rivers and holes for lakes.
3. Pour water into the lakes and rivers.
4. Watch water run down the river and sit in the lake.

