







Table of Contents

Introduction	3	Identifying Pennies, Nickels, and Dimes	26
National Standards for Money in Primary Grades	3	Counting Dimes	27
Pennies		Buying with Dimes	28
What Is a Penny?	4	Buying with Pennies, Nickels, and Dimes	29
Identifying Pennies	5	Tallying with Dimes	30
Counting Pennies	6	Patterning with Dimes	31
Buying with Pennies	7	Patterning with Pennies, Nickels, and Dimes	32
Tallying with Pennies	8	Matching Sets of Dimes	33
Patterning with Pennies	9	Matching Sets of Pennies, Nickels, and Dimes	34
Matching Sets of Pennies	10	Graphing Dimes	35
Graphing Pennies	11	Graphing Pennies, Nickels, and Dimes	36
Nickels		Quarters	
What Is a Nickel?	12	What Is a Quarter?	37
Identifying Nickels	13	Identifying Quarters	38
Counting Nickels	14	Identifying Pennies, Nickels, Dimes, and Quarters	39
Buying with Nickels	15	Counting Quarters	40
Buying with Pennies and Nickels	16	Buying with Quarters	41
Tallying with Nickels	17	Buying with Pennies, Nickels, Dimes, and Quarters	42
Patterning with Nickels	18	Tallying with Quarters	43
Patterning with Pennies and Nickels	19	Patterning with Quarters	44
Matching Sets of Nickels	20	Patterning with Pennies, Nickels, Dimes, and Quarters	45
Matching Sets of Pennies and Nickels	21	Matching Sets of Pennies, Nickels, Dimes, and Quarters	46
Graphing Nickels	22	Graphing Quarters	47
Graphing Pennies and Nickels	23	Graphing Pennies, Nickels, Dimes, and Quarters	48
Dimes			
What Is a Dime?	24		
Identifying Dimes	25		

Name _____

Counting Pennies

3	
5	
1	
4	
2	
7	



Directions: Look at the number at the beginning of each row of pennies. Color that number of pennies.

Name _____

What Is a Nickel?

This is a nickel.  Each nickel has a front and a back.


The front of the nickel has a picture of President Thomas Jefferson. Jefferson was the third president of the United States. Some people refer to the front of the coin as *heads*.



The back of the nickel has a picture of Monticello which was his home. Some people refer to the back of the coin as *tails*.



A nickel is worth five cents. There are 20 nickels in a dollar.



Directions: Color each nickel with the front side, or *heads* side, with a green crayon. Color each nickel with the back side, or *tails* side, with an orange crayon.