

Table of Contents


Introduction	3
The Pronoun “I”	
I Can Do It!	5
The I’s Have It.	6
Beginning Sentences	
Start It Off Right	7
A Capital Idea	8
Quick Checks	9
Proper Nouns	
What’s In a Name?	11
That Time of the Year	12
Proper Places	13
Terrific Titles	14
Letter Writing	15
Quick Checks.	16
Ending Punctuation	
Make a Declaration	18
Question Time	19
Shout It Out!	20
Abbreviations	
Shorten It.	21
Dear Sir.	22
Quick Checks.	23
Commas	
Lists.	25
The Word Series	26
Describing Words.	27
Want a Date?	28
Holidays	29
Favorite Places.	30
Hello and Goodbye	31
Quick Checks.	32
Quotation Marks	
What Did He Say?	34
Speak Up.	35
Title Time	36
Quick Checks.	37
Mixed Practice	
Correct It	39
Make No Mistake	40
Letters	41
Unit Assessment	42
Answer Key	46


Shout It Out!

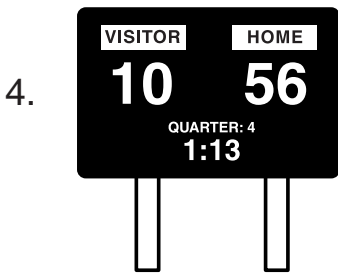
Punctuation Rules: Sentences end with punctuation marks. Exclamatory (with feeling) sentences end with exclamation points.


Write an exclamation to go with each picture. Be sure to end your sentence with an exclamation point.












Favorite Places

Punctuation Rule: Use a comma to separate the city and state when writing them together. *Note:* Also place a comma after the state if the city and state occur in the middle of a sentence.

Place a comma in each sentence to separate the city from the state.

1. My grandmother lives in Boston Massachusetts.
2. We want to visit San Francisco California in the spring.
3. Have you ever been to Tempe Arizona to see the cactus?
4. They make many varieties of cars in Detroit Michigan.
5. We took a family vacation in Orlando Florida.
6. Can we visit our cousins in Denver Colorado?
7. They have a hot air balloon festival in Albuquerque New Mexico each year.



Use a map or atlas to find three places you would like to visit. Write a sentence to go with each city and state. Be sure to use a comma to separate each city and state.

1. _____

2. _____

3. _____

