

Table of Contents

Introduction	3
Section 1: Review the Basics	
Sentences	4
Capitalization	5
Punctuation	6
Spelling	7
<i>Assessment: The Basics</i>	8
Section 2: Plan a Paragraph	
Choose a Topic and List Ideas	10
Paragraph Planner	11
Put Ideas in Order	12
Develop Sentences with Transitions	13
Section 3: Develop a Paragraph	
Beginning: Topic Sentence	14
Middle: Body Sentences	15
End: Concluding Sentence	16
<i>Assessment: Develop a Paragraph</i>	17
Section 4: Revise and Edit a Paragraph	
Specific Details	18
Sentence Structure	19
Word Choice	20
Figurative Language	22
Tone	24
<i>Assessment: Revise and Edit a Paragraph</i>	25
Section 5: Proofread a Paragraph	
Check Grammar, Capitalization, Punctuation, Spelling	27
Paragraph Checklist	28
Section 6: Write a Paragraph	
Descriptions of Paragraphs and Sample Topics	29
Write an Expository Paragraph	30
Write a Narrative Paragraph	32
Write an Autobiographical Paragraph	34
Write a Friendly Letter	36
Section 7: Write an Essay	
Description of an Essay and Sample Topics	38
Choose an Essay Topic and List Ideas	40
Essay Outline	41
Develop Essay Paragraphs	42
Revise, Edit, and Proofread the Essay	45
Section 8: Unit Assessment	46
Answer Key	48

Figurative Language (cont.)

Metaphors

A metaphor is an indirect comparison between two unrelated things, indicating a likeness that exists in one special way. A metaphor does not use *like* or *as* to make its comparison. A metaphor states one thing acts like or appears to be another.

Example: Justin is a pig at the table. (*simile:* Justin eats like a pig.)

Use the following to create metaphors. You may add more than one word.

1. The child's wagon is _____

2. The kitten is _____

3. The computer is _____

4. The classroom is _____

5. The students are _____


6. The swirling sand is _____

7. The flood waters are _____

8. The full moon on the silent beach is _____

9. The cries of the gulls are _____

10. The soccer game is _____



Create metaphors of your own to describe the following:



11. your neighborhood

12. a rattlesnake

13. your best friend

14. sky at dawn


15. a motorcycle



Assessment: Revise and Edit a Paragraph

To revise and edit the paragraph, do the following:

- ◆ Put the topic sentence, supporting details, and conclusion in order.
- ◆ Use transition words.
- ◆ Add and remove details.
- ◆ Vary sentence structure.
- ◆ Correct fragments and run-on sentences.
- ◆ Improve word choice.
- ◆ Use figurative language.



Work on the paragraph on this page, and then write your final copy on the next page.

My Terrible, Horrible, Awful Day

The next thing I knew, I was on the floor beside the bed. My mother changed the sheets on my bed yesterday. I had to leave without it. When I went downstairs to the kitchen to eat breakfast. It was obvious that this day was not going to go well. I discovered there was no cereal there was no milk. I searched and searched and could not find my school backpack. I did find some stale rolls left over from the day before. The day was bad from the very beginning. They are blue with clouds on them. After such a beginning. As I woke up, I rolled over in bed. It was time to head for school. As soon as I was ready to get dressed. I went to my closet. My favorite shirt was not there. I could not even have toast. There wasn't any bread. I ate two of the rolls. It was getting late. It would be impossible for me to function at school without my backpack.