

# Table of Contents

Introduction .....	3
The Alphabet .....	4
Lines and Loops .....	5
Curves .....	6
Aa .....	7
Bb .....	8
Cc .....	9
Dd .....	10
Ee .....	11
Ff .....	12
Gg .....	13
Hh .....	14
Ii .....	15
Jj .....	16
Kk .....	17
Ll .....	18
Mm .....	19
Nn .....	20
Oo .....	21
Pp .....	22
Qq .....	23
Rr .....	24
Ss .....	25
Tt .....	26
Uu .....	27
Vv .....	28
Ww .....	29
Xx .....	30
Yy .....	31
Zz .....	32
Ascenders .....	33
Descenders .....	34
Consonant Combinations .....	35
Vowel Combinations .....	41
Months .....	44
Practice Page .....	48

# Introduction

The old adage “practice makes perfect” can really hold true for children and their education. The more practice and exposure your child has with concepts being taught in school, the more success they are likely to find. For many parents, knowing how to support their child’s learning can be frustrating. This book is designed to eliminate the guesswork for parents using it at home while also being a valuable resource for educators using it in the classroom.

*Here’s how:* Today’s young students need a certain set of skills in order to be able to correctly form uppercase and lowercase letters. *Practice Makes Perfect: Cursive Writing* covers the following skills:

- demonstrating competence in writing the cursive forms of each uppercase and lowercase letter
- increasing control of pencil grip, paper position, stroke, and posture.
- writing from left-to-right and from top-to-bottom on the page.
- writing words legibly in cursive handwriting, using correct letter formation, appropriate size, and spacing.

## Inside this Resource

The Alphabet (page 4) shows the correct letter formation of each letter in the alphabet.

Lines and Loops (pages 5) and Curves (page 6) give children practice in creating lines and loops that will help them begin their journey with cursive writing.

Alphabet (pages 7–32) pages give children the opportunity to practice the uppercase and lowercase forms of each letter of the alphabet.

Ascenders (page 33) and Descenders (page 34) give children practice writing letters with ascenders and descenders.

Consonant Combinations (pages 35–40) and Vowel Combinations (pages 41–43) give students practice writing letters in combinations they will use regularly, such as blends and digraphs.

Months (pages 45–47) provide practice in writing the months of the year.

Practice Page (page 48) can be used for additional practice in any area of your choosing.

## Helpful Tips

- Keep practice sessions short, positive, and constructive.
- Provide extra guidance and support in the areas in which your child is struggling.
- Help beginning readers with instructions.
- Review the work your child has done.
- Pay attention to the areas in which your child has the most difficulty. Provide extra guidance and exercises in those areas.
- Look for ways to make real-life applications to the skills being reinforced. Play games such as having your child write word lists with you.

Name: \_\_\_\_\_

Aa



*amazing  
acorns*

A A A A A

A

a a a a a

a

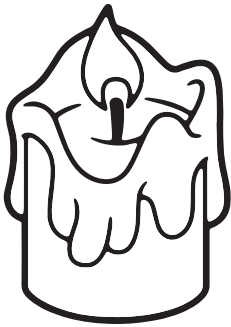
Name: \_\_\_\_\_

## Consonant Combinations




bl bl

bloom



fl fl

flame



gl gl


glass

Name: \_\_\_\_\_


# Months



January



February



March