


Table of Contents

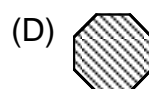



Introduction	3
Practice 1: Drawing What Comes Next in a Series (Objects)	4
Practice 2: Drawing What Comes Next in a Series (Shapes)	5
Practice 3: Drawing What Comes Next in a Series (Shapes)	6
Practice 4: Writing What Comes Next in a Series (Letters)	7
Practice 5: Writing What Comes Next in a Series (Numbers)	8
Practice 6: Writing What Comes Next in a Series (Numbers)	9
Practice 7: Identifying Patterns (Shapes)	10
Practice 8: Identifying Patterns (Objects)	11
Practice 9: Identifying Patterns (Objects)	12
Practice 10: Identifying a Series of Numbers in a Pattern	13
Practice 11: Identifying a Series of Numbers in a Pattern	14
Practice 12: Identifying Missing Numbers in a Pattern	15
Practice 13: Completing a Pattern	16
Practice 14: Finding Missing Shapes in a Series	17
Practice 15: Finding Missing Shapes in a Series	18
Practice 16: Classifying Shapes in a Group	19
Practice 17: Identifying Missing Numbers in a Series	20
Practice 18: Identifying Missing Numbers in a Chart	21
Practice 19: Problem Solving with Patterns	22
Practice 20: Creating Patterns	23
Practice 21: Using a Tally Chart to Solve Problems	24
Practice 22: Using a Tally Chart to Solve Problems	25
Practice 23: Reading and Interpreting Pictographs	26
Practice 24: Using Pictographs to Solve Problems	27
Practice 25: Using Pictographs to Solve Problems	28
Practice 26: Completing a Graph	29
Practice 27: Completing a Graph	30
Practice 28: Reading and Interpreting Bar Graphs	31
Practice 29: Reading and Interpreting Bar Graphs	32
Practice 30: Reading and Interpreting Bar Graphs	33
Practice 31: Reading and Interpreting Bar Graphs	34
Practice 32: Reading and Interpreting Bar Graphs	35
Practice 33: Interpreting Information from a Chart	36
Practice 34: Using a Chart to Solve Problems	37
Practice 35: Using a Venn Diagram to Solve Problems	38
Practice 36: Using a Circle Graph to Solve Problems	39
Test Practice 1	40
Test Practice 2	41
Test Practice 3	42
Test Practice 4	43
Test Practice 5	44
Test Practice 6	45
Answer Sheet	46
Answer Key	47


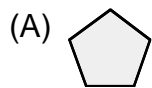
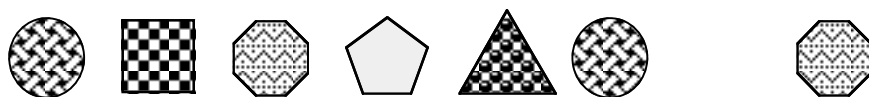
Practice 15



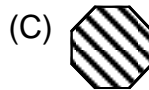
1. Find the missing shape.



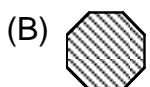
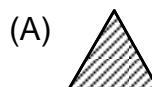
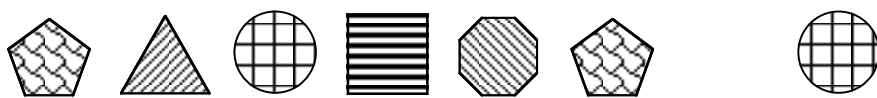
2. Find the missing shape.



3. Find the missing shape.



4. Find the missing shape.







Practice 27



Look at these pictures of Joe, Spud, Helena, and Joanna. Count them to complete the graph. Fill in the spaces on the graph.



	1	2	3	4	5	6	7
a.  Joe							
b.  Joanna							
c.  Spud							
d.  Helena							