


Table of Contents



Introduction	3
Practice 1: Comparing Sizes	4
Practice 2: Comparing Sizes	5
Practice 3: Estimating Lengths (Nonstandard Units)	6
Practice 4: Measuring Lengths (Nonstandard Units)	7
Practice 5: Measuring Lengths (Nonstandard Units)	8
Practice 6: Measuring and Comparing Line Lengths	9
Practice 7: Measuring Lines (Nonstandard Units)	10
Practice 8: Measuring Distances from Point to Point (Nonstandard Units)	11
Practice 9: Estimating Lengths to Compare Sizes (Inches)	12
Practice 10: Determining the Length of One Inch	13
Practice 11: Deciding What Objects Can Be Measured in Inches	14
Practice 12: Naming Objects That Can Be Measured in Inches	15
Practice 13: Estimating Lengths (Standard and Nonstandard Units)	16
Practice 14: Measuring Lengths in Inches	17
Practice 15: Using a Ruler to Measure Length	18
Practice 16: Measuring and Drawing Lines (Inches)	19
Practice 17: Measuring Objects with a Ruler	20
Practice 18: Measuring Objects in Centimeters	21
Practice 19: Using a Centimeter Ruler to Measure Length	22
Practice 20: Using a Centimeter Ruler to Measure Length	23
Practice 21: Using a Centimeter Ruler to Measure Length	24
Practice 22: Measuring and Drawing Lines (Centimeters)	25
Practice 23: Estimating and Measuring Lengths in Centimeters	26
Practice 24: Measuring Lengths in Meters	27
Practice 25: Measuring Lengths in Meters	28
Practice 26: Measuring Lengths in Yards	29
Practice 27: Measuring and Comparing Liquids (Cups, Pints, Quarts, Gallons)	30
Practice 28: Measuring and Comparing Liquids (Cups, Pints, Quarts, Gallons)	31
Practice 29: Measuring and Comparing Liquids (Cups, Pints, Quarts, Gallons)	32
Practice 30: Measuring and Comparing Liquids (Cups, Pints, Quarts, Gallons)	33
Practice 31: Measuring and Comparing Liquids (Liters)	34
Test Practice 1	35
Test Practice 2	36
Test Practice 3	37
Test Practice 4	38
Cut Outs	39
Answer Sheet	47
Answer Key	48

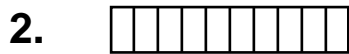
Practice 14



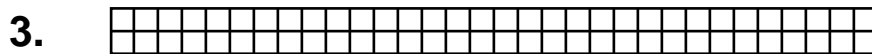
The inchworms on page 43 are each one inch long. Use the inchworms to measure about how long each bar is from end to end. Write your answers on the lines.



I used _____ inchworms to measure. The bar is about _____ inches long.



I used _____ inchworms to measure. The bar is about _____ inches long.



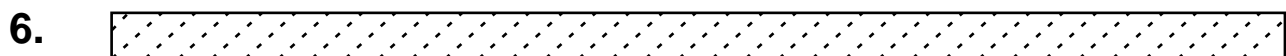
I used _____ inchworms to measure. The bar is about _____ inches long.



I used _____ inchworms to measure. The bar is about _____ inches long.



I used _____ inchworms to measure. The bar is about _____ inches long.




I used _____ inchworms to measure. The bar is about _____ inches long.

Practice 25




It takes 100 centimeters to equal one meter. Decide if the actual (real) items pictured below should be measured in centimeters or meters. On the line write "cm" for centimeters or "m" for meters.


1.




2.




3.



4.




5.



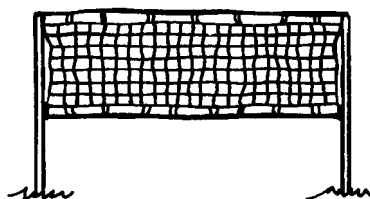
6.



7.



8.



9.

