


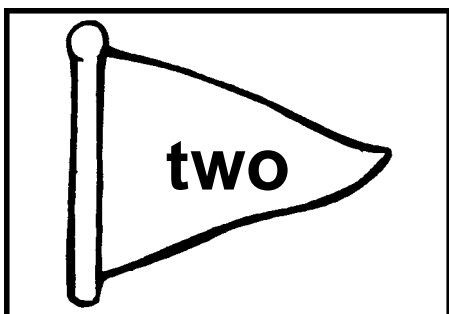

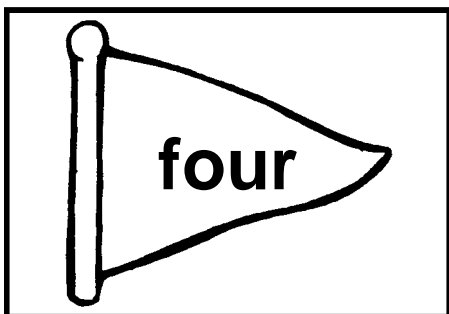

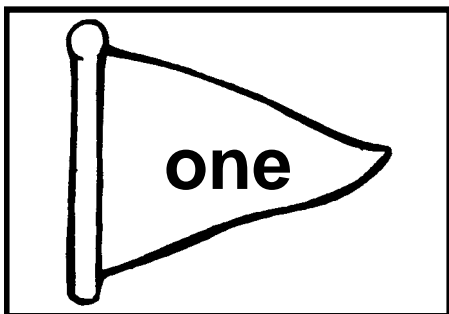

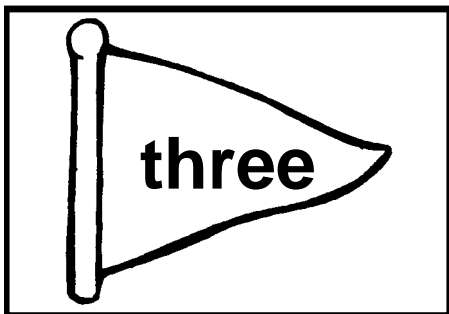



Table of Contents

Introduction	3
Practice 1: Tracing Numbers 1–10	4
Practice 2: Working with 0-Zero	5
Practice 3: Working with 1-One	6
Practice 4: Working with 2-Two	7
Practice 5: Working with 3-Three	8
Practice 6: Working with 4-Four	9
Practice 7: Working with 5-Five	10
Practice 8: Working with 6-Six	11
Practice 9: Working with 7-Seven	12
Practice 10: Working with 8-Eight	13
Practice 11: Working with 9-Nine	14
Practice 12: Working with 10-Ten	15
Practice 13: Matching Numbers to Objects	16
Practice 14: Counting Numbers 1–5	17
Practice 15: Counting Shapes	18
Practice 16: Matching Number Names	19
Practice 17: Counting Objects	20
Practice 18: Counting Objects	21
Practice 19: Counting Objects	22
Practice 20: Counting Objects	23
Practice 21: Counting Objects	24
Practice 22: Counting Objects	25
Practice 23: Comparing Groups	26
Practice 24: Comparing Groups	27
Practice 25: Estimating Groups	28
Practice 26: Drawing Objects to Match Numerals	29
Practice 27: Drawing Objects to Match Numerals	30
Practice 28: Matching Equal Groups	31
Practice 29: Matching Equal Groups	32
Practice 30: Matching Equal Groups	33
Practice 31: Sequencing Numbers	34
Practice 32: Sequencing Numbers	35
Practice 33: Sequencing Numbers	36
Practice 34: Sequencing Numbers	37
Practice 35: Recognizing Shape Patterns	38
Practice 36: Recognizing Shape Patterns	39
Practice 37: Recognizing Color Patterns	40
Practice 38: Recognizing Object Patterns	41
Practice 39: Recognizing Letter and Number Patterns	42
Practice 40: Recognizing Number Patterns	43
Practice 41: Creating Patterns	44
Answer Key	45

Practice 16



Match the names to the numbers.



Practice 36



Draw a shape to finish the pattern.

