



# Table of Contents

<b>Introduction</b>	.3
Writing Standards	.4
The Final Frontier Sound Game	.5
The Vowels – Medial Sounds.	.8
Where Is the Sound?	.9
Sound Bingo	.10
Dragon Land Segmenting	.12
Around the Room	.15
What Is The Word?	.18
Writing Three-Sound Words.	.19
Consonant-Vowel-Consonant Writing	.20
Writing Four-Sound Words.	.21
<b>Word Families</b>	
-at Family	.22
-og Family.	.23
-um Family	.24
-et Family	.25
-in Family	.26
-ot Family	.27
-ug Family.	.28
-ill Family	.29
-ike Family	.30
-ook Family.	.31
-ock Family	.32
-an Family.	.33
-ump Family	.34
-ay Family.	.35
-ing Family	.36
Building Words With Silent E	.37
Silent E Relay	.38
R-Controlled Vowels	.40
Word Family.	.41
Dear Friend	.42
Black-Out (Sight-Word Writing)	.43
Chalkboard Challenge.	.46
<b>Answer Key</b>	.48



# Sound Bingo

## Objective

Identifying sounds in words

## Preparation

Copy the Sound Bingo Cards found on page 11 on cardstock. Laminate for durability. Cut the cards apart.

## Materials

Sound Bingo cards, word list, bingo markers.

## Directions

2–6 Players

1. Give each player a Sound Bingo card. Place the bingo markers within easy reach.
2. Read a word from the word list at the bottom of the page.
3. Ask one player to identify the initial sound of the word. Direct all the students to check for that sound's letter on their cards. Students with that letter should cover it with a bingo marker.
4. Repeat the word and have another player identify the medial sound. Direct students to check the middle column for that sound's letter and cover it with a bingo marker if found.
5. Say the word again and have a third player identify the final sound. Tell all the students to look for that sound's letter in the third column, covering the letter if it is there.
6. Read another word from the list and repeat the steps. As the students are able, combine steps in order to increase the pace of the game.
7. Continue playing until a student calls out BINGO, indicating that he/she has every space on the card covered.
8. Exchange cards and begin again. Add additional words to the list, including long vowel words, if desired.

## Sound Bingo Word List

bell	cake	hill	wag	bed	queen	rug	cat
toss	fox	nap	vet	tom	fun	right	jig
buzz	yak	vine	web	job	hum	quiz	yes
cup	nod	fix	hop	rock	tub	jam	wax



# Sound Bingo (cont.)

## Sound Bingo

<b>Initial</b> <b>b</b>	<b>Medial</b> <b>e</b>	<b>Final</b> <b>z</b>
<b>Initial</b> <b>h</b>	<b>Medial</b> <b>u</b>	<b>Final</b> <b>l</b>
<b>Initial</b> <b>q</b>	<b>Medial</b> <b>i</b>	<b>Final</b> <b>s</b>

## Sound Bingo

<b>Initial</b> <b>s</b>	<b>Medial</b> <b>i</b>	<b>Final</b> <b>d</b>
<b>Initial</b> <b>j</b>	<b>Medial</b> <b>a</b>	<b>Final</b> <b>n</b>
<b>Initial</b> <b>y</b>	<b>Medial</b> <b>o</b>	<b>Final</b> <b>x</b>

## Sound Bingo


<b>Initial</b> <b>v</b>	<b>Medial</b> <b>a</b>	<b>Final</b> <b>g</b>
<b>Initial</b> <b>l</b>	<b>Medial</b> <b>i</b>	<b>Final</b> <b>r</b>
<b>Initial</b> <b>w</b>	<b>Medial</b> <b>u</b>	<b>Final</b> <b>k</b>

## Sound Bingo

<b>Initial</b> <b>c</b>	<b>Medial</b> <b>o</b>	<b>Final</b> <b>f</b>
<b>Initial</b> <b>t</b>	<b>Medial</b> <b>e</b>	<b>Final</b> <b>p</b>
<b>Initial</b> <b>n</b>	<b>Medial</b> <b>a</b>	<b>Final</b> <b>m</b>



Name: \_\_\_\_\_




# -in Family


## Directions

Lin has a great big grin because he can write words that belong to the *-in* word family. Can you? Use the letter combinations provided below to complete each word.


p      ch  
sh      sp  
tw      f  
w      b



\_\_\_\_\_ i n




\_\_\_\_\_ i n



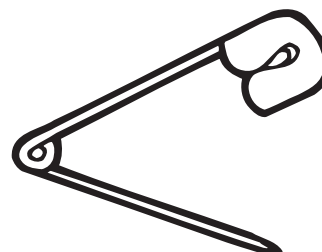
\_\_\_\_\_ i n



\_\_\_\_\_ i n



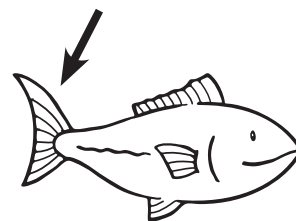
\_\_\_\_\_ i n



\_\_\_\_\_ i n



\_\_\_\_\_ i n




\_\_\_\_\_ i n



Name: \_\_\_\_\_

## Word Families



### Directions

Look at the scene below and circle pictures that belong to the word families listed above.  
Write each word in the box below.