

Table of Contents

**Introduction** ..... 3  
**How to Use This Book** ..... 4  
**Planning Time for Assessments** ..... 5  
**Learning to Use Scissors**..... 6  
**Cutting Practice** ..... 7  
**Recording Monthly Cutting Assessments** ..... 8  
**Writing Our Names** ..... 9  
    Teaching Name Writing..... 10  
    Name Writing Assessments ..... 11  
    The Modern Alphabet ..... 12  
    The Traditional Alphabet..... 13

**September**  
    Fern Cutting Practice..... 14  
    Leaf Cutting Practice..... 15  
    September Cutting Activity ..... 16  
    Fall Color Identification ..... 17  
    Leaf Patterns ..... 18  
    Tree Trunk Mat ..... 19  
    Fall Counting Activity..... 20  
    Fall Counting Picture Cards..... 21  
    Fall Alphabet Games ..... 25  
    Fall Alphabet Cards..... 26  
    Fall Name Writing..... 29

**October**  
    Dangling Spider Cutting Practice ..... 30  
    Spider Web Cutting Practice ..... 31  
    Spider Cutting Activity ..... 32  
    Spider Color Identification ..... 33  
    Spider Patterns ..... 34  
    Spider Web Mat..... 35

**November**  
    Feather Cutting Practice ..... 36  
    Turkey Trot Cutting Practice ..... 37  
    November Cutting Activity ..... 38  
    Feather Color Identification..... 39  
    Feather Patterns..... 40  
    Turkey Mat ..... 41

**December**  
    Snipping Wreath Cutting Practice ..... 42  
    Wreath Cutting Practice ..... 43  
    Hand Wreath Cutting Activity ..... 44  
    Bow Color Identification..... 45  
    Bow Patterns..... 46  
    Wreath Mat..... 47  
    Winter Counting Activities ..... 48  
    Winter Counting Picture Cards ..... 49  
    Winter Alphabet Games..... 53  
    Winter Alphabet Cards ..... 54  
    Winter Name Writing ..... 57

**January**  
    Tassel Cutting Practice ..... 58  
    Rolling Yarn Cutting Practice ..... 59  
    Glove Cutting Activity..... 60  
    Hat Color Identification..... 61  
    Hat Patterns..... 62  
    Snowman Pattern..... 63

**February**  
    Arrow Cutting Practice ..... 64  
    Following Your Heart Cutting Practice..... 65  
    “I Love You” Cutting Activity ..... 66  
    Heart Color Identification ..... 67  
    Conversation Hearts Candy Patterns ..... 68  
    Candy Box Mat..... 69

**March**  
    Lion’s Mane Cutting Practice ..... 70  
    Leaping Lion Cutting Practice..... 71  
    Lion’s Main Cutting Activity..... 72  
    Lion Face Color Identification..... 73  
    Lion Face Patterns..... 74  
    Lion Habitat Mat..... 75  
    Spring Counting Activities..... 76  
    Spring Counting Picture Cards ..... 77  
    Spring Alphabet Games..... 81  
    Spring Alphabet Cards..... 82  
    Spring Name Writing ..... 85

**April**  
    Grass Cutting Practice..... 86  
    Butterfly Cutting Practice ..... 87  
    Butterfly Cutting Activity ..... 88  
    Butterfly Color Identification ..... 89  
    Butterfly Patterns ..... 90  
    Branch Pattern..... 91

**May**  
    Flower Petals Cutting Practice..... 92  
    Growing Vines Cutting Practice..... 93  
    Flower Cutting Activity..... 94  
    Flower Color Identification ..... 95  
    Flower Patterns ..... 96  
    Growing Stems Mat ..... 97

**June**  
    Seaweed Cutting Practice ..... 98  
    Fish Cutting Practice..... 99  
    Fish Cutting Activity ..... 100  
    Fish Color Identification ..... 101  
    Fish Patterns ..... 102  
    Fish Bowl Mat..... 103  
    Summer Counting Activity ..... 104  
    Summer Counting Cards ..... 105  
    Summer Alphabet Games ..... 109  
    Summer Alphabet Cards ..... 110  
    Summer Name Writing ..... 113

**July**  
    Fireworks Cutting Practice ..... 114  
    Shooting Fireworks Cutting Practice ..... 115  
    Sparkling Fireworks Cutting Activity..... 116  
    Fireworks Color Identification..... 117  
    Fireworks Patterns..... 118  
    Fireworks Mat..... 119


**August**  
    Sun Rays Cutting Practice ..... 120  
    Sun Cutting Practice ..... 121  
    Sun Rays Cutting Activity ..... 122  
    Sun Shapes Color Identification..... 123  
    Sun Patterns ..... 124  
    Daytime Mat..... 125

**Appendix**  
    Number Book or Cards ..... 126  
    Alphabet Book or Cards ..... 132  
    Color Spinner ..... 141  
    Color Cube ..... 142  
    Individual Assessment Form ..... 143  
    Group Assessment Form ..... 144

# Fish Color Identification

## Materials

- Fish Patterns (page 102) in red, yellow, blue, green, orange, purple, pink, brown, black, and white, one of each for every child
- Fish Bowl Mat (page 103) traced, cut, or copied, for each child
- Resealable bag for each child
- Individual or Group Assessment Forms (pages 143–144)



## Procedure

Cut enough fish shapes so that each child can have two of every color. Copy and cut out a fish bowl for each child. Divide the class into groups of three to five children that are at similar levels. Work with one group at a time, while the remaining students are working independently.

***Teacher's Note:** When students have mastered the identification of the colors, begin to work on reading the color words. Use only white fish shapes and write a different color word on each one.*

## Assessment

Give each child a fish bowl and their assortment of colored fish. Explain that the object of the game is to place the correct color fish on the fish bowl. State a color, or have each child take a turn rolling a colored die, or use a spinner that lands on the colors with which you are working. Give each child several turns by playing the game two or three times. When a child selects the correct color, circle the color on his or her assessment form.

## Enrichment







In a resealable bag, send home the fish, the fish bowl mat, and a copy of the directions below.

**Directions:** Play a color recognition game with your child. Ask your child to place the fish and the fish bowl on the floor in front of him or her. As you call out a specific color, ask your child to find that color fish and place it on the fish bowl. Continue until all the colored fish have been placed on the fish bowl. This game provides practice with color recognition.



# Fish Patterns

---



# Fish Bowl Mat

---

