

Table of Contents

Introduction	3
<i>The Gingerbread Boy</i> by Paul Galdone (Clarion Books, 1979)	5
<i>(Available from Thomas Allen & Son, CAN; Cassell, UK; Jackaranda Wiley, AUS)</i>	
Summary and Sample Plan—Overview of Activities—File Folder Game Board—Song Wheel—Making a Gingerbread Boy—Venn Diagram—Character Cards	
<i>Gingerbread Baby</i> by Jan Brett (G. P. Putnam’s Sons, 1999)	18
<i>(Available from BeJo Sales, CAN; Warner International, UK and AUS)</i>	
Summary and Sample Plan—Overview of Activities—Classroom Activities—Puppet Props— Is It Time Yet?—Catch Me If You Can!—Math Story Work Mat—Find Me If You Can— Matti, Matti, Where’s Your Home?—Gingerbread Baby Songs	
<i>Let’s Make a Gingerbread House</i> by Daphne Ransom	33
Summary and Sample Plan—Overview of Activities—Gingerbread House Mini-book	
Across the Curriculum	41
Language Arts:	Sweet Poetry—Story Strips—Sweet Words—Gingerbread Boy Cookie— Phonemic Activities
Science:	A Winter Crystal Garden—It Just Makes Scents
Math:	Yummy Shapes—The Cookies Are Ready—How Many Cookies?— Candy Counting—Gingerbread Boy Math Pop-up Page—Candy Graph
Social Studies:	Origin of Gingerbread—American and German Flags
Gingerbread Art:	Pop-up Puppet—Gingerbread Person Magnet or Ornament—Running Gingerbread Boy Book—Bottles of Fun—Painting with Molasses— Non-Edible Mini Cutouts—Puffy Gingerbread People—Origami Fox
Music:	Come Back Little Man—A Gingerbread House
Life Skills:	Gingerbread Recipes—Gingerbread Games
Physical Education:	Jump Rope Rhymes & Games
Gingerlinks	67
Gingerbread Facts	68
Culminating Activities	69
A Gingerbread Boy Hunt—Gingerbread Goodies	
Unit Management	71
Gingerbread Bulletin Boards—It’s Not Just for the Holidays!—Family Fun Letter— Gingerbread Patterns—Tasty Treat Patterns	
Bibliography/Answer Key	80

Sweet Poetry

Never Eat Candy in Bed

“Never eat candy in bed”

Is what my mother said.

It will stick to your hair and your underwear
And stick to your toes and the end of your nose.

The cat’s tail will be stuck to your pillow.

The dog’s ears will be stuck to your quilt.



Your teeth will get soft like a marshmallow,

And false ones will have to be built.

So . . .

Remember what my mother said,

“Never eat candy in bed!”



Making Gingerbread

Gingerbread is made from flour and sugar,
Cinnamon, molasses, cloves, and ginger.

Add some eggs and stir real well.

Make some for home and some to sell.

Roll out the dough and cut out the men,

Decorate with raisins, and pop in the oven.


Soft and Goey

A gingerbread boy is quite a sight,

He’s soft, he’s brown, he’s goey.

He smiles, he winks, he jumps, he runs,

Quick, gobble him up, he’s chewy.



Anytime! Anywhere!

(Clapping Game)

Gingerbread is great for any time of day,

Yesterday, tomorrow, or even today.

Eat it when it’s warm. Eat it when it’s cool.

Eat it at Grandma’s, or eat it at school!

Hands slap lap, clap, right hands together, clap.

Hands slap lap, clap, left hands together, clap.

Hands slap lap, clap, right hands together, clap,

Hands slap lap, clap, both hands hit at the same time, clap.

Directions: Have children pair up and sit facing each other. Explain that they will be alternating clapping their right and left hands together and tapping their laps as they say the poem.

Candy Graph

Directions: Color the gingerbread house. Color each type of candy on the house a different color. For example, make all the canes red.



Graph

Color one block for each candy used on the gingerbread house.



--	--	--	--	--	--	--	--	--	--



--	--	--	--	--	--	--	--	--	--



--	--	--	--	--	--	--	--	--	--