

Table of Contents

Introduction	3	see	54
How to Use This Book	3	number	56
Standards	5	no	58
Sight Words		way	60
will	6	could	62
up	8	people	64
other	10	my	66
about	12	than	68
out	14	first	70
many	16	water	72
then	18	been	74
them	20	called	76
these	22	who	78
so	24	am	80
some	26	its	82
her	28	now	84
would	30	find	86
make	32	long	88
like	34	down	90
him	36	day	92
into	38	did	94
time	40	get	96
has	42	come	98
look	44	made	100
two	46	may	102
more	48	part	104
write	50	New Word Form	106
go	52	Flash Cards	108

Name _____

her

- 1 a. Read and say the words. Put your finger under the word as you read.



her her her her her her her


- b. Read the words two more times. First, move your lips, but do not make a sound. Then read silently, but do not move your lips.

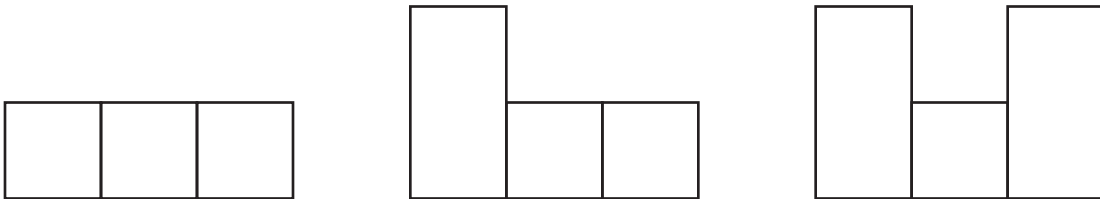
- 2 a. Trace the word. Say the word as you trace it.




her her her


- b. Write the word **her** in the air. Then, trace the word **her** on your palm.

- 3  Look at the letters. One is tall. Some are short. What line of boxes fits the letters in **her**? Write in the letters.



- 4  Find and circle **her**. There are 3.

he she her here his hert
reh her ner her heer ber

- 5  Write the word **her** two times. If you want, you can write it once with your eyes closed.

Name _____

her

6 Reading Practice

Read with someone. You read the words you practiced or know.



Some of her dogs are not so big.

Some of her cats are big.

Some of her cats are so big that they are bigger than her dogs!

7 Listening Practice

Listen to the words. What words can you use **her** to refer to?



king or queen

duchess or duke

actor or actress

princess or prince

madam or sir

waiter or waitress

8 The Last Look

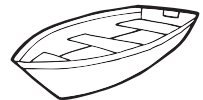

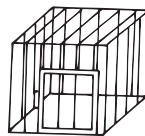


Sing the words as you read them.

her her her her her her her her

9 Extension

Maria is a vet. Circle what she might use for her job. Write **her** under the circled pictures.



Name _____

did

- 1 a. Read and say the words. Put your finger under the word as you read.



did did did did did did did


- b. Read the words two more times. First, move your lips, but do not make a sound. Then read silently, but do not move your lips.

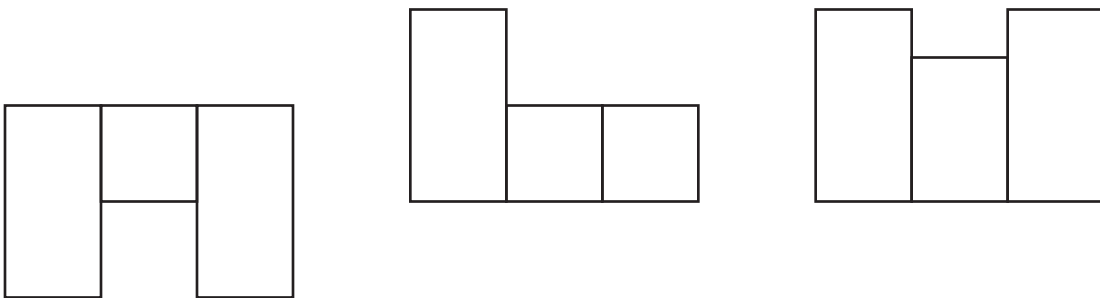
- 2 a. Trace the word. Say the word as you trace it.



did did did


- b. Write the word **did** in the air. Then, trace the word **did** on your palm.

- 3  Look at the letters. Some are tall. One is short. What line of boxes fits the letters in **did**? Write in the letters.



- 4  Find and circle **did**. There are 3.

bib did dib dade did bid
diid dad bad did didi ddi

- 5  Write the word **did** two times. If you want, you can write it once with your eyes closed.

Name _____

did

6 Reading Practice

Read with someone. You read the words you practiced or know.



This is the day I did it!

What did I do this day?

This day I did not fall down when I was on my bike!

7 Listening Practice

Listen to the words. What words rhyme with **did** and mean:



a pot cover?

threw something away?

made it so it can't be seen?

a child?

8 The Last Look



Sing the words as you read them.

did did did did did did did did

9 Extension

Why **did** the kid throw butter out the window? Copy the sentence to find out why.

He did it so he could see a butterfly!

_____.