

# Table of Contents

Introduction . . . . .	3
How to Use This Book . . . . .	4
<b>Holiday Units</b>	
New Year's Day . . . . .	5
Martin Luther King, Jr. Day . . . . .	10
Groundhog Day . . . . .	16
Valentine's Day . . . . .	21
Presidents' Day . . . . .	27
Chinese New Year . . . . .	32
St. Patrick's Day . . . . .	39
Earth Day . . . . .	44
Cinco de Mayo . . . . .	49
Mother's Day . . . . .	55
Memorial Day . . . . .	60
Father's Day . . . . .	66
Ramadan . . . . .	71
Independence Day . . . . .	76
Labor Day . . . . .	81
Columbus Day . . . . .	87
Halloween . . . . .	93
Veterans Day . . . . .	98
Thanksgiving . . . . .	104
Hanukkah . . . . .	109
Christmas . . . . .	114
Kwanzaa . . . . .	121
<b>Answer Key . . . . .</b>	<b>126</b>
<b>Meeting Standards . . . . .</b>	<b>127</b>

# Chinese New Year

**The First Day of the Chinese Calendar—Late January or Early February**

Pop! Bang! Do you hear that? Those are firecrackers! It must be Chinese New Year! This is a time to say hello to a brand-new year. At this time, people clean their homes and buy new clothes. You may see a dancing dragon, and you may hear loud drums. You might even get some money in a red packet! It is a time for family, friends, and fun!



---

## Summary of Activities

---

### **Reading: Literature**

*How the Years Got Their Names*—fictional story with a sequencing activity

### **Reading: Informational Text**

*How Do You Eat?*—nonfiction passage with comprehension questions

### **Writing**

*Are You Lucky?*—activity in which students write about a time when they were lucky

### **Bonus**

*The Red Packet*—activity in which students make red packets and fill them with an even amount of money

**Vocabulary:** China, Chinese, chopsticks, culture, dragon, firecracker, luck(y)



Name \_\_\_\_\_

Date \_\_\_\_\_

## How the Years Got Their Names

**Directions:** Read the story. Then complete the activity on page 34.

This story is set in China. Once there were 12 animals. There was a dog, a rat, an ox, a tiger, a rabbit, a rooster, a snake, a ram, a dragon, a horse, a pig, and a monkey. They lived by a big river.

One day, the animals had a fight. They wanted each year to have a name.

"I think this year should be named after me," the dog said.

"No," said the pig. "I think it should be named after me."

"No," said the snake. "I think it should be named after me."

The gods heard the fight.

"Stop fighting," they said. "We will have a race. Do you see the big river? We will name this year after the one who can get across the river first."

The animals lined up on one side of the river. On the count of three, they all jumped in!

The ox was strong. He swam fast. Soon, he was in the lead. But the rat was smart. He grabbed the ox's tail and climbed onto his back. The ox did not know the rat was there!

The ox thought he was going to win the race. Just before the ox got to the other side, the rat jumped off. He landed in the grass. The rat won the race!

The ox laughed. "How did you do that?" he asked.

The gods thought it was funny, too. "The rat is the winner," they said. "This year is the Year of the Rat. The ox was second. Next year will be the Year of the Ox."

The other animals finished the race. This is the order they came in: The tiger was third. The rabbit was fourth. The dragon was fifth. The snake was sixth. The horse was seventh. The ram was eighth. The monkey was ninth. The rooster was tenth. The dog was eleventh. The pig was last.

This is how the years on the Chinese calendar got their names.












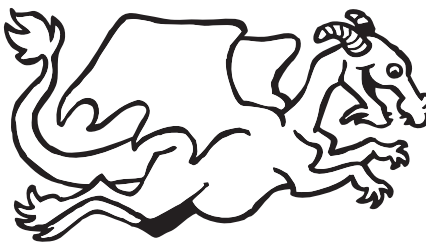


Name \_\_\_\_\_

Date \_\_\_\_\_

## How the Years Got Their Names *(cont.)*

**Directions:** Read the story on page 33. Write the names of the animals on the lines. Then put a number 1 through 12 in the box to show the order the animals finished the race.

 <input type="text"/>	 <input type="text"/>	 <input type="text"/>
 <input type="text"/>	 <input type="text"/>	 <input type="text"/>
 <input type="text"/>	 <input type="text"/>	 <input type="text"/>
 <input type="text"/>	 <input type="text"/>	 <input type="text"/>