

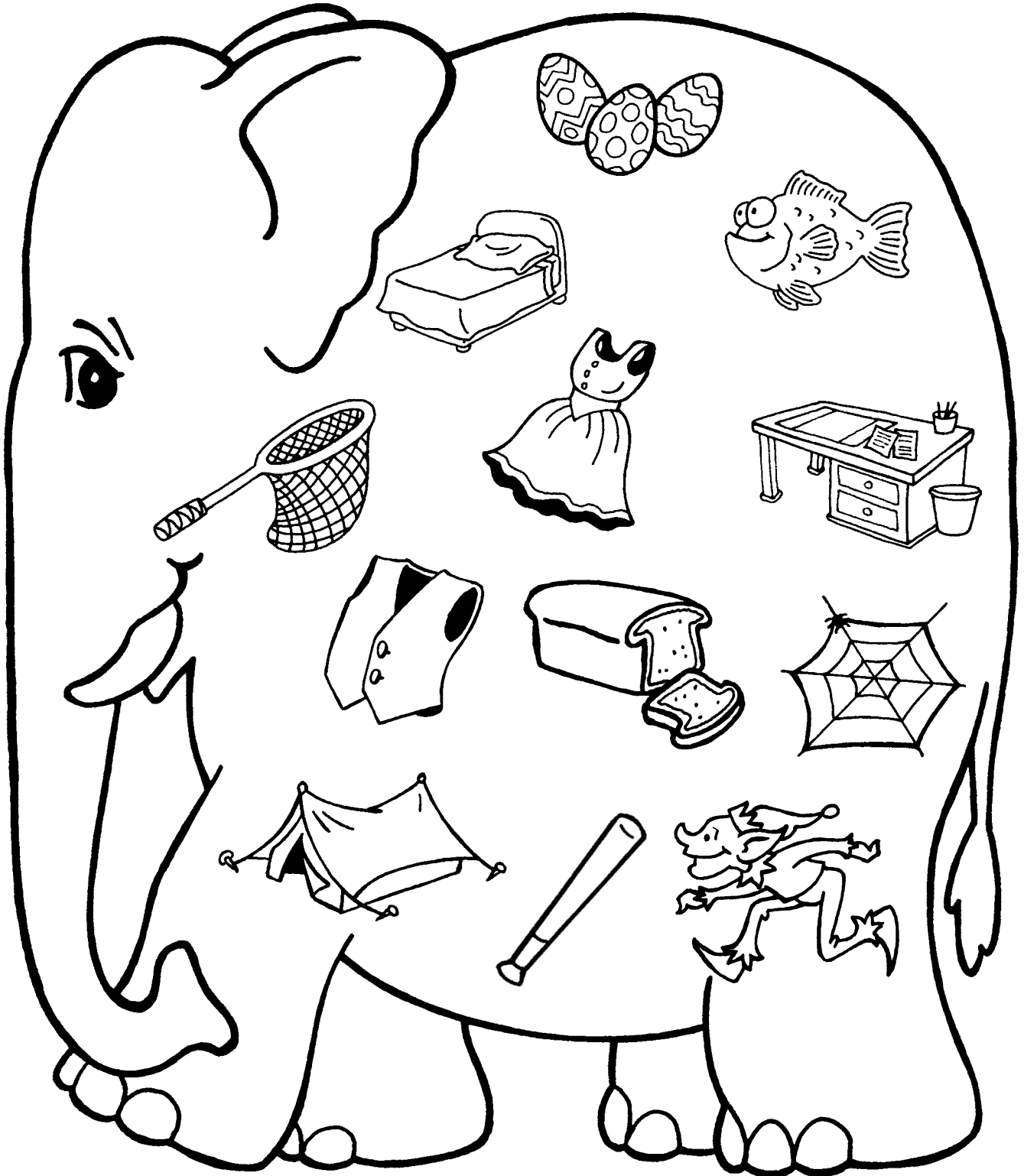
# Table of Contents

<b>Introduction</b> . . . . .	3	Long Uu . . . . .	87
<b>Unit 1: Consonants</b> . . . . .	4	Long Aa, Ii, and Uu Review . . . . .	92
Identify Consonant Pairs . . . . .	5	Long Oo . . . . .	93
Sounds of Ss, Tt, Bb . . . . .	6	Long Aa, Ii, Uu, and Oo Review . . . . .	98
Sounds of Hh, Mm, Kk . . . . .	10	Long Ee . . . . .	99
Sounds of Jj, Ff, Gg . . . . .	14	Long Vowel Review . . . . .	104
Sounds of Ll, Dd, Nn . . . . .	18	Unit Review . . . . .	107
Identify Consonant Pairs . . . . .	22	<b>Unit 4: Consonant Blends and Y as a Vowel</b> . . . . .	109
Sounds of Ww, Cc, Rr . . . . .	23	R Blends . . . . .	110
Sounds of Pp, Qq, Vv . . . . .	27	L Blends . . . . .	114
Sounds of Xx, Yy, Zz . . . . .	31	S Blends . . . . .	118
Final Consonants . . . . .	34	Final Blends . . . . .	122
Beginning and Final Consonants . . . . .	35	Y as a Vowel . . . . .	128
Medial Consonants . . . . .	36	Blends Review . . . . .	132
Unit Review . . . . .	38	Blends and Y Review . . . . .	138
<b>Unit 2: Short Vowels</b> . . . . .	40	Unit Review . . . . .	139
Identify Vowel Pairs . . . . .	41	<b>Unit 5: Endings, Digraphs, and Contractions</b> . . . . .	141
Short Aa . . . . .	42	Inflectional Endings (–ed, –ing) . . . . .	142
Short Ii . . . . .	47	Consonant Digraphs (th, wh) . . . . .	146
Short Aa and Ii Review . . . . .	52	Consonant Digraphs (sh, ch, kn) . . . . .	150
Short Uu . . . . .	53	Digraph Review . . . . .	156
Short Aa, Ii, and Uu Review . . . . .	58	Digraphs and Endings Review . . . . .	161
Short Oo . . . . .	59	Contractions . . . . .	163
Short Aa, Ii, Uu, and Oo Review . . . . .	64	Contractions and Endings Review . . . . .	170
Short Ee . . . . .	65	Unit Review . . . . .	171
Short Vowel Review . . . . .	70	<b>Answer Key</b> . . . . .	173
Unit Review . . . . .	73		
<b>Unit 3: Long Vowels</b> . . . . .	75		
Long Aa . . . . .	76		
Long Ii . . . . .	81		
Long Aa and Ii Review . . . . .	86		

# Short Ee

Ee

**Directions:** Say the name of each picture. Circle the words that contain the short e sound.




# Blends Review



**Directions:** Say the name of each picture. Draw a line to the letters that represent its blend sound.




sl




gl



gr



fl



cl



bl

