

Table of Contents

Introduction 3

Meeting Standards 4

Language Arts

Letters 8

Letter Sounds 26

Spelling 38

Writing Process 62

Math

Understanding Numbers 74

Writing Numbers 76

Problem Solving 93

Addition 100

Subtraction 106

Addition and Subtraction 112

Patterns 113

Time 117

Geometry 122

Comparisons 125

Social Studies

Geography 129

History 138

Community 145

Science

Weather 148

Plants and Animals 152

Health 158

States of Matter 164

Scientific Inquiry 166

Answer Key for Kindergarten 169

Bonus Section

Bonus Section Introduction 177

Letters and Sounds 178

Alphabetical Animals 179

Commas in Lists 180

Learning About Nouns 181

Working with Action Verbs 182

Words That Mean Nearly the Same 183

Putting Words Together 184

By 10s 185

Ordinals 186

All About Odd and Even 187

Adding More Than Two 188

Working with Missing Numbers 189

















Adding Money 190

Less or More? 191

Answer Key for Bonus Section 192

Where Do You Hear It?

Directions: Say each letter and listen to the sound. Say each word. If the sound of the letter is at the beginning of the word, color the smiley face yellow. If the sound of the letter is at the end of the word, color the smiley face blue.

1.	P p	pan		
2.	T t	dot		
3.	N n	can		
4.	R r	car		
5.	B b	bed		
6.	S s	sun		
7.	C c	cow		
8.	G g	bag		

Tell About It

Directions: Write a word on each line to complete each sentence.

1. A flower is _____.
2. The sun is bright and _____.
3. The ocean is big and _____.
4. A cat's fur feels _____.
5. A rabbit runs _____.








Something Extra: Draw a picture of the cat in sentence 4.

Find That Number

Directions: Look at the number and the number word below it. Then look at the row of pictures. Color only the number of items that is the same as the number given. **Hint:** Some pictures may not be colored.

4
four



1.	6 six	
2.	4 four	
3.	2 two	
4.	7 seven	
5.	5 five	
6.	1 one	
7.	8 eight	



















Helping the Community

Directions: Color the pictures that show someone helping a community. Draw an X on all the other pictures.



Living Things Change

Directions: Look at the picture at the top of each box. Color the picture that matches the first picture. (**Hint:** What will the first picture look like when it grows?)

<p>1.</p>  <p>puppy</p> <p>a. </p> <p>b. </p>	<p>2.</p>  <p>baby</p> <p>a. </p> <p>b. </p>
<p>3.</p>  <p>seed</p> <p>a. </p> <p>b. </p>	<p>4.</p>  <p>kitten</p> <p>a. </p> <p>b. </p>
<p>5.</p>  <p>caterpillar</p> <p>a. </p> <p>b. </p>	<p>6.</p>  <p>cub</p> <p>a. </p> <p>b. </p>