

Table of Contents

Introduction	3	29: Factors.	37
Grade 5 Standards Correlations	5	30: Greatest Common Factor	38
Grades 6–8 Standards Correlations	7	31: Adding Fractions.	39
Activities		32: Subtracting Fractions	40
1: Practice Plotting Points.	9	33: Multiplying Fractions	41
2: Adding Integers.	10	34: Dividing Fractions	42
3: Adding Integers.	11	35: Mixed Operations with Fractions	43
4: Adding Integers.	12	36: Mixed Operations with Fractions	44
5: Adding Integers.	13	37: Percents.	45
6: Subtracting Integers	14	38: Ratio and Proportion.	46
7: Subtracting Integers	15	39: Mean/Average.	47
8: Subtracting Integers	16	40: Mode.	48
9: Multiplying Integers	17	41: Interpreting a Bar Graph.	49
10: Multiplying Integers	18	42: Interpreting a Bar Graph.	50
11: Dividing Integers	19	43: Interpreting a Line Graph	51
12: Dividing Integers	20	44: Rounding and Absolute Value.	52
13: Mixed Operations with Integers	21	45: Money	53
14: Mixed Operations with Integers	22	46: Sequences	54
15: Review of Integer Calculations.	23	47: Sequences	55
16: Review of Integer Calculations.	24	48: Logic.	56
17: Addition/Subtraction with Variables.	25	49: Logic.	57
18: Addition/Subtraction with Variables.	26	50: Geometry	58
19: Addition/Subtraction with Variables.	27	51: Geometry	59
20: Addition/Subtraction with Variables.	28	52: Probability.	60
21: Multiplication with Variables	29	53: Probability.	61
22: Multiplication with Variables	30	54: Inequalities	62
23: Division with Variables.	31	55: Word Problems	63
24: Division with Variables.	32	56: Word Problems	64
25: Multiplication/Division with Variables.	33	Graph Paper A	65
26: Mixed Operations with Variables	34	Graph Paper B	66
27: Prime Numbers	35	Solutions	67
28: Factors.	36		

Activity 25: Multiplication/Division with Variables

Directions: Solve each problem. Use the answers to complete the ordered pairs. Then plot the points on the graph paper. They will form a picture when connected in order.

$$^{-}20 = ^{-}2 \times A$$

$$42 \div B = 3$$

$$^{-}4 = 4 \div C$$

$$D \times 4 = 32$$

$$3 = ^{-}12 \div E$$

$$A = \underline{\hspace{2cm}}$$

$$B = \underline{\hspace{2cm}}$$

$$C = \underline{\hspace{2cm}}$$

$$D = \underline{\hspace{2cm}}$$

$$E = \underline{\hspace{2cm}}$$

$$F \times 5 = 5$$

$$^{-}4 \times G = ^{-}48$$

$$0 = H \div (^{-}3)$$

$$50 \div I = ^{-}5$$

$$J \times (^{-}9) = ^{-}54$$

$$F = \underline{\hspace{2cm}}$$

$$G = \underline{\hspace{2cm}}$$

$$H = \underline{\hspace{2cm}}$$

$$I = \underline{\hspace{2cm}}$$

$$J = \underline{\hspace{2cm}}$$

(A____, B____)

(G____, B____)

(B____, G____)

(B____, A____)

(G____, D____)

(A____, D____)

(D____, A____)

(D____, G____)

(A____, B____)

END OF LINE

(A____, E____)

(A____, D____)

END OF LINE

(A____, B____)

(D____, 16)

(C____, 16)

(C____, ^{-}12)

(2, ^{-}18)

END OF LINE

(C____, 2)

(I____, C____)

END OF LINE

(C____, 2)

(7, F____)

(7, ^{-}2)

(F____, E____)

(C____, ^{-}9)

END OF LINE

(C____, A____)

(I____, A____)

(^{-}9, 9)

(C____, 9)

END OF LINE

(J____, E____)

(A____, E____)

(13, ^{-}6)

(B____, ^{-}8)

(B____, ^{-}13)

(13, ^{-}15)

(A____, ^{-}17)

(J____, ^{-}17)

(3, ^{-}15)

(F____, ^{-}12)

(F____, ^{-}9)

(3, ^{-}6)

(J____, E____)

END OF LINE

(F____, ^{-}12)

(H____, ^{-}14)

(I____, ^{-}14)

(I____, H____)

END OF LINE

Teacher: Fold under at line before photocopying.

Activity 25 Picture: Tractor

$$A = 10$$

$$C = ^{-}1$$

$$E = ^{-}4$$

$$G = 12$$

$$I = ^{-}10$$

$$B = 14$$

$$D = 8$$

$$F = 1$$

$$H = 0$$

$$J = 6$$

Activity 28: Factors

Directions: Determine the value of each variable. Use the answers to complete the ordered pairs. Then plot the points on the graph paper. They will form a picture when connected in order.

The unique factors of A are (-1, -2, -7, A)	A = _____
The unique factors of 18 are (1, 2, 3, 6, B , 18)	B = _____
The unique factors of 50 are (1, 2, 5, C , 25, 50)	C = _____
The unique factors of 33 are (1, 3, D , 33)	D = _____
The unique factors of E are (-1, -2, -3, E)	E = _____
The unique factors of -24 are (-1, -2, -3, -6, F , -12, -24)	F = _____
The unique factors of 45 are (1, 3, 5, 9, G , 45)	G = _____
The unique factors of 60 are (1, 2, 3, 4, 5, 6, 10, H , 15, 20, 30, 60)	H = _____
The unique factors of 40 are (1, 2, 4, 5, I , 10, 20, 40)	I = _____
The unique factors of 70 are (1, 2, 5, 7, 10, J , 35, 70)	J = _____

(7, -9)	(B_____, 13)	(B_____, E_____)
(6, A_____)	(B_____, J_____)	(D_____, B_____)
(5, A_____)	(I_____, G_____)	(G_____, C_____)
(5, F_____)	(I_____, J_____)	(G_____, D_____)
END OF LINE	(B_____, 13)	(B_____, 13)
(-5, F_____)	END OF LINE	(7, C_____)
(-4, A_____)	(G_____, C_____)	(I_____, B_____)
(-3, A_____)	(H_____, C_____)	(6, -2)
(-3, F_____)	END OF LINE	(E_____, -3)
END OF LINE	(-13, A_____)	(F_____, E_____)
(C_____, H_____)	(J_____, A_____)	(-7, -7)
(D_____, H_____)	END OF LINE	(E_____, -5)
(D_____, D_____)	(-7, A_____)	(-7, A_____)
(C_____, D_____)	(E_____, A_____)	(E_____, A_____)
(C_____, H_____)	(-5, F_____)	(-5, F_____)
END OF LINE	(7, F_____)	(7, F_____)
	(I_____, A_____)	(I_____, A_____)
	(B_____, A_____)	(B_____, A_____)
	(B_____, E_____)	(B_____, E_____)
	END OF LINE	END OF LINE

Teacher: Fold under at line before photocopying.

Activity 28 Picture: Giraffe

$A = -14$

$C = 10$

$E = -6$

$G = 15$

$I = 8$

$B = 9$

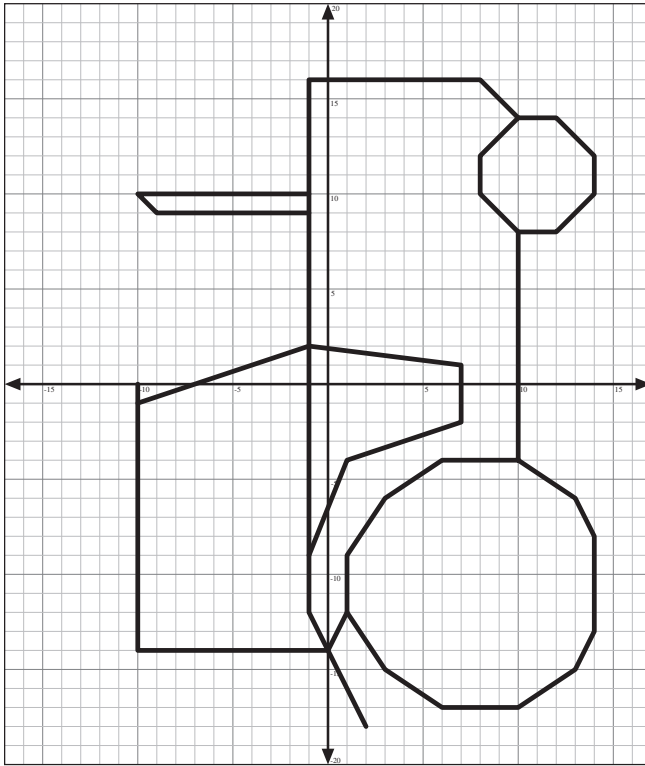
$D = 11$

$F = -8$

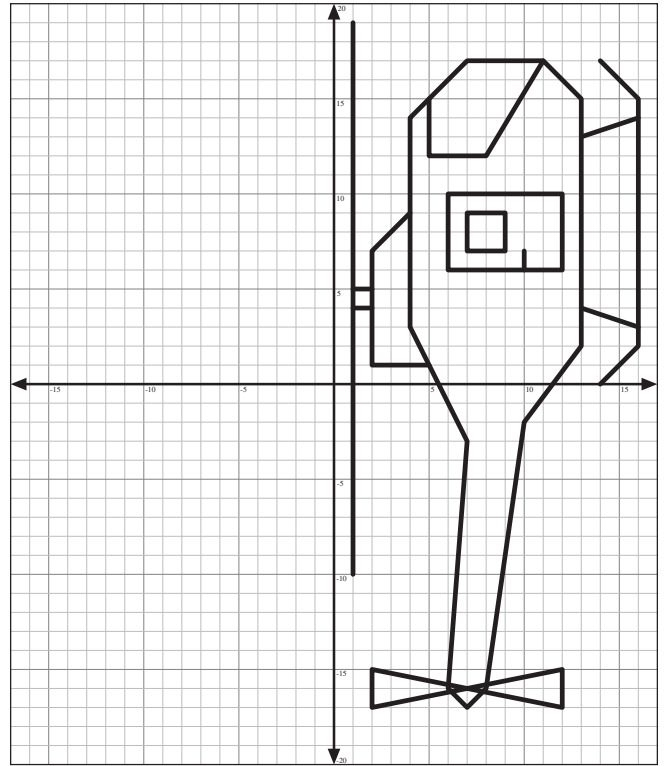
$H = 12$

$J = 14$

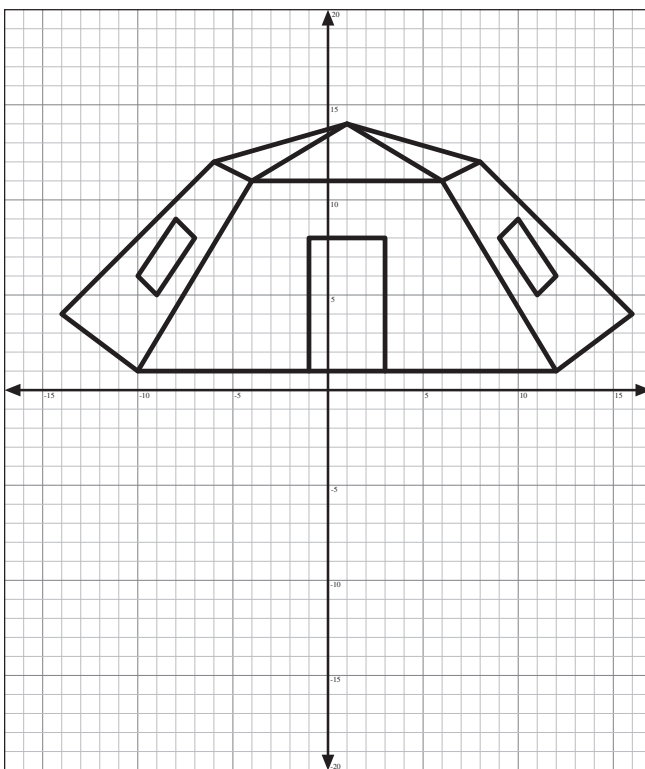
Activity 25: Tractor, page 33



Activity 27: Helicopter, page 35



Activity 26: Tent, page 34



Activity 28: Giraffe, page 36

