


Contents


At-Home Cursive Activities	4	Family Words	48
The Cursive Alphabet	6	Days of the Week	49
Lines & Loops	8	Months of the Year	50
Curves	9	World Continents	52
Cursive A–Z	10	Where to Go?	53
To the Top	36	Rhyme Time	54
Down Below	37	Scrambled Eggs	55
Up and Down	38	Your Name	56
Two Vowels	40	In Your Home	57
Two and Two	41	Your Time	58
One to Twelve	42	'Tis the Season	59
Name that Color	43	Your Place	60
Name that Animal	44	In This Place	61
Name that Food	45	Your School	62
Name that Thing	46	In This School	63
Double Take	47	Excellent! Award	64




Trace each uppercase **A**. Write more.



Trace each lowercase **a**. Write more.



Trace the animal's name.



Ant
ant



Up and Down #1



Practice words with some letters that go to the top of the line and others that go down below the line. Trace each word. Write each again.

flag

ship

play

baby

fuzzy

quilt



Your Time



Trace the words and write them. Then write about today.

Trace.

Today is a

Write.

(name of day)

Trace.

in the month

Write.

of

(name of month)



'Tis the Season



Draw a picture of this time of year. Your picture can show a holiday or a type of weather that happens in this season. Write a sentence about the picture.

Four sets of handwriting lines, each consisting of a solid top line, a dashed middle line, and a solid bottom line.






Get Ready to Learn!

Get ready, get set, and go! Boost your child's learning with this exciting series of books. Geared to help children practice and master many needed skills, the *Ready•Set•Learn* books are bursting with 64 pages of learning fun. Use these books for . . .

 enrichment
  skills reinforcement
  extra practice

With their smaller size, the *Ready•Set•Learn* books fit easily in children's hands, backpacks, and book bags. All your child needs to get started are pencils, crayons, and colored pencils.

A full sheet of colorful stickers is included. Use these stickers for . . .

-  decorating pages
-  rewarding outstanding effort
-  keeping track of completed pages

Celebrate your child's progress by using these stickers on the reward chart located on the inside cover. The blue-ribbon sticker fits perfectly on the certificate on page 64.

With *Ready•Set•Learn* and a little encouragement, your child will be on the fast track to learning fun!



Comma Time

Directions: Add the commas where they belong.

1. Yes I would love to go to the movie.
2. We have potato chips cheese and chili.
3. Grandma could we please spend the night?
4. This red car belongs to my mom and this blue car belongs to my dad.
5. John may I borrow your football?
6. We saw swans ducks and an ostrich.
7. Invite Casey Jackie and Toby to go with us.
8. No we can't go to the zoo today.
9. My sister likes hot dogs and I like pizza.
10. Aunt Irene my mom's sister liked the book but I liked the movie.



Sentence Scramble

Directions: Unscramble the words to make sentences. Be sure to add a capital letter at the beginning and punctuation at the end of each sentence.

1. bird cat the chased the

2. letter friend I a wrote my to

3. puzzle the made a family

4. sea jumped into penguin a the

5. song to a puppets audience the sang the



About Barn Owls

Directions: Read the paragraph below. Color the owl that has the main idea.



Barn owls are fully grown by about 12 weeks of age. First, they hatch from eggs. At three weeks, their eyes are open, and they can jump and walk. Three weeks later, their feathers begin to grow. By eight weeks, they are practicing flight and are ready to leave their nests. Two weeks later, they begin to explore on their own. Finally, by 12 weeks they are grown and can hunt for food on their own.

Table of Contents

Introduction and Standards	3
Parts of Speech Overview	4
Nouns	7
What Is a Noun?—Common to Proper—Properly Speaking—Collective Nouns—Plural Nouns—Possessive Nouns—Categorizing Nouns	
Pronouns	14
What Is a Pronoun?—Pronoun Preview—Pronoun Mania—Purely Pronouns	
Verbs	18
What Is a Verb?—Pick a Verb—Helping and Action Verbs—Past, Present, and Future— Verbally Thinking—Verbs, Verbs, Verbs—Categorizing Verbs	
Adjectives	25
What Is an Adjective?—Demonstrative and Possessive—Amazing Adjectives— Adjectives and Nouns	
Adverbs	29
What Is an Adverb?—Adverb Advantages—Tell Me How—Adjectives and Adverbs	
Prepositions	33
What Is a Preposition?—Peppy Prepositions—Preposition Propositions—Preposition Hunt	
Conjunctions	37
What Is a Conjunction?—Connecting Words—Combining Sentences—Function of Conjunctions	
Standardized Test Practice	41
Nouns and Verbs—Verbs and Adverbs—Adjectives and Prepositions—Parts of Speech Practice	
Answer Key	45

Demonstrative and Possessive

Demonstrative adjectives are used to point out which noun is being spoken of.

Examples: *That* key will open the door.

This key belongs to the janitor.

that

this

these

those

Choose demonstrative adjectives from the box to use in each sentence.

1. _____ flowers are mine, but _____ flowers are hers.
2. _____ boxes are already full, but _____ box is not.
3. _____ cat is crazy, but _____ cat is gentle.
4. _____ earrings hurt, but _____ earrings do not.
5. _____ chocolate bar is melted, but _____ one isn't.

Possessive adjectives are used to show ownership.

Examples: This is *my* doll.

This is *your* pen.

Choose possessive adjectives from the box to use in each sentence.

your

her


its

their

my

our

6. The turtle hid in _____ shell.
7. _____ dad is looking for you.
8. _____ hoe is falling off!
9. _____ family is fun to be around.
10. We welcome you to _____ home.
11. The lizard lost _____ tail.



Peppy Prepositions

Prepositions tell us the position of things. Choose a place word from the box to complete each sentence. Use the pictures to assist you.

near

on


above

beside


in




1. The duck is _____ the pond.



2. The cow is _____ the rooster.



3. The parrots are _____ each other.



4. The elephant is _____ the grass.




5. The tiger is _____ the jungle.

Table of Contents


Introduction	3
About This Book	4
Good Writing Traits	5
Sample Sharing Rubric	8
Standards for Writing	9
Ideas and Content	11
Seabirds—The Lazy Pelican—Penguin Color—Bird Discovery!—Bird Tears—On the Beach—Something Wrong —The Suspect at the Zoo—Flying Vomit—The Ten Eyes—The Most Daylight—Interview from the Future—Where I Live—Details for the Alien—Sightseeing—The Great Wall—Setting the Table—Alien in the Kitchen—Fire Alarm Diary—100 Years in the Future—What Stopped Planes—Bread Danger!—Not on This Train!—The Worst Meal—Tanka	
Word Choice	37
Old or Ancient?—Fast and Swift—Selling Words—Action Packed—Sound Words—Lost!—Insect Lesson —Bad to Good—Snake in the River—Third Grader Discovers Amazing Treasure—HOMES—No More Pizzas!—Giraffe Heart—The Face in the Window—Like a Tortoise—Like a Cheetah—The Right Name—Boy or Girl?—Hippo Keeper’s Log—Pet Journal—Action!—Plane Down!—Mystery Item —The Dove and the Ant—Metaphor Poem	
Fluency	63
The Dodo—Seeing a Dodo—Super Bats—Vampire Bats—The Garden—The Octopus—Mood Poems—Night for the Fox—The Gorilla—Gorilla News—Stop, Drop, and Hold On!—Earthquake!—Here I Sit!—Dinner Party at the Farm—Death Valley—Pecos Bill—Head to Toe—What Was I Petting?—On This Date—What’s on Top?—Thank-You Letter—What a Gift!—Travel Writer—Ice Hotel—Tongue Twisters	
Voice	89
Open and Close—The 50-Pound Box of Candy—The Best Boarding—Board Advice—Bears—The Opposite—The Dog and the Wolf—Inside the Dog or Wolf’s Head—The Bridge Painter—What Color?—Letter to the President—Silly Riddles—The Date Line—Australia Diary—Safety Talk—The Right Way—Tears of Laughter—The Funny Dog—The Penny—Finding Treasure—Game Action!—Bat, Ball, or Rope—The Best Tree—When Trees Were Young—The Musician	
Organization	115
The Fastest—The Race!—The Days of the Week—Potatoes All Week—Story Start—The Crow and the Water Pitcher—Phone Manners—No Such Thing!—School Day —Dogs that Sniff—Pet Problem—Zoo Escape!—What Calf?—The Calf in the Barn—Crossing South Georgia Island—Staying Awake—Journey on Ice —Journey to Mars—Rhyming Poems—The Cheebra—Captain Cook—Treasure Hunt—Raining Frogs—Raining Fish—Blast Off!	
Conventions	141
A Capital Idea—Song and Movie Names—Facts About Butterflies—A Big Surprise—What Hour Is Our Train?—Glass Panes—The Tallest Mountain—Under the Bed—It’s or Its—The Note—Big, Bigger, Biggest—The Tallest Tale—The Bet—Talking About . . .—What the Rhino Knows—It’s Gone!—What Island?—Travel Shock—The Longest Hiccups—Stop the Hiccups!—Goose, Geese, or Geese—Buy It!—Proofreading Marks—Tied up in Kelp!—Picture Poetry	
Writing Prompts	167

Activity: Imagine you are meeting an alien. The alien has never been to Earth and asks you where you live. Write a paragraph describing where you live. Include the name and one detail or more about your:

- planet
- continent
- country
- state
- city
- house
- room

[illegible]

Hippo Keeper's Log



Owen was a baby hippo. He was abandoned by his mother and badly in need of water. Luckily, Owen was found. On December 27, 2004, Owen was taken to Haller Park in Kenya. There, something new and unexpected happened. Owen became friends with a giant tortoise! The tortoise was over 100 years old. Its name was Mzee. Owen would lick Mzee's face and sleep with his head on Mzee.

Activity: Write an entry in a log Owen's keeper might have kept when Owen first arrived. A log is like a diary. It tells when and what happens. Include your thoughts and feelings in the log, too.

Time writing

Put a colon (:) between the hour and the minute.


Use AM or a.m. for before noon.

Use PM or p.m. for afternoon.

Date: _____ Location: _____

Time: _____

The Bridge Painter



Activity: What do you think it looks like when a bridge painter looks down? Write a dialogue in which you interview a bridge painter. Ask him what cars, boats, and people are like when he looks down. Answer how you think they look. You can ask other questions, too.

[illegible]