

Table of Contents

Introduction	3	Informational Passages	
Fiction Passages		<i>Passage 29: Using a Library Book</i>	32
<i>Passage 1: The Cat and the Rat</i>	4	<i>Passage 30: In My Pencil Box</i>	33
<i>Passage 2: The Park</i>	5	<i>Passage 31: Making S'Mores</i>	34
<i>Passage 3: Sam's Pet Fish</i>	6	<i>Passage 32: Making Pizza</i>	35
<i>Passage 4: The Hike</i>	7	<i>Passage 33: Bus Rules</i>	36
<i>Passage 5: The Chick</i>	8	<i>Passage 34: Getting Ready for School</i> ..	37
<i>Passage 6: Helping</i>	9	<i>Passage 35: Lily's Lunch Box</i>	38
<i>Passage 7: The Ice Cream Truck</i>	10	<i>Passage 36: Planting Seeds</i>	39
<i>Passage 8: The Kite</i>	11	<i>Passage 37: Zoo Rules</i>	40
<i>Passage 9: The Picnic</i>	12	<i>Passage 38: Taking Care of a Fish</i>	41
<i>Passage 10: The Race</i>	13	<i>Passage 39: Cleaning Your Room</i>	42
<i>Passage 11: The Sail Boat</i>	14	<i>Passage 40: Snowball Fight</i>	43
<i>Passage 12: The Frog</i>	15	<i>Passage 41: Show and Tell</i>	44
<i>Passage 13: Soccer</i>	16	<i>Passage 42: At a Birthday Party</i>	45
<i>Passage 14: The Old Fat Cat</i>	17	Answer Sheets	46
Nonfiction Passages		Answer Key	47
<i>Passage 15: Snow</i>	18	Make Your Own Story	48
<i>Passage 16: The Beach</i>	19		
<i>Passage 17: On the Farm</i>	20		
<i>Passage 18: In Spring</i>	21		
<i>Passage 19: At School</i>	22		
<i>Passage 20: A Spider's Web</i>	23		
<i>Passage 21: Ice Cream</i>	24		
<i>Passage 22: The Sun</i>	25		
<i>Passage 23: Birds</i>	26		
<i>Passage 24: Our Home</i>	27		
<i>Passage 25: Cows</i>	28		
<i>Passage 26: In Fall</i>	29		
<i>Passage 27: Grapes</i>	30		
<i>Passage 28: Frost</i>	31		

Introduction

The old adage “practice makes perfect” can really hold true for children and their education. The more practice child has with concepts being taught in school, the more success they are likely to find. For many parents, knowing how to achieve this goal and support their child’s learning can be frustrating. This book is designed to eliminate the guesswork for parents using it at home, while also being a valuable resource for educators using it in the classroom.

Here’s how: By pairing short, easy-to-understand fiction and nonfiction passages with large illustrations that depict the action of the story, this book helps prepare young learners for reading. Each passage is followed by two reading comprehension questions to ask students to ensure that they are fully understanding what they are hearing, seeing, and reading.

For Grade K, *Practice Makes Perfect: Reading Comprehension* covers the following skills:

- understanding level-appropriate sight words and vocabulary
- reading and listening to stories in a variety of genres (fiction, nonfiction, and informational)
- matching written text to illustrations
- answer basic comprehension questions (who, what, when, where, why, and how)
- find the best answer and fill in the appropriate bubble beside that answer.

Inside This Resource

Reading Passages and Comprehension Questions (pages 4–45) — There are 42 reading passages that have been divided into three categories: fiction, nonfiction, and informational. These passages can be read sequentially or can be done out of order, as needed.

Answer Sheets (page 46) — These optional sheets provide a similar format to those found on standardized tests. Use these “bubble-in” answer sheets in the classroom or at home.

Answer Key (page 47) — This key provides the answers for all of the comprehension questions that accompany the passages.

Make Your Own Story (page 48) — After reading these stories and looking at the pictures that accompany them, your child may be inspired to write and illustrate their own story. Encourage them to write on the lines provided at the bottom of this template page and draw a picture in the box at the top.

Helpful Tips

- Keep practice sessions short, positive, and constructive.
- Read the passages aloud for your child until they are ready to read them independently.
- Provide extra guidance and support in the areas in which your child is struggling. Look for ways to apply these skills to real-life situations.

Name: _____

The Ice Cream Truck



It was a very hot day. Luke wanted some ice cream. He heard the ice cream truck coming. What a treat!

.....

1. What did Luke want?


- (A) some cookies
- (B) some ice cream

2. What did he hear coming?

- (A) the ice cream truck
- (B) a fire truck

Name: _____

In Spring



In the spring, birds sing. Bees buzz. Rain falls.
Flowers grow.

1. What sings in the spring?


- (A) trees
- (B) birds

2. What grows in the spring?

- (A) flowers
- (B) houses

Name: _____

A Spider's Web



A spider's web is made of silk. The silk is sticky. Spiders use their webs to catch food.

.....

1. What is a spider's web made of?


- (A) glue
- (B) silk

2. What do spiders use their webs to do?

- (A) make silk
- (B) catch food

Name: _____

Making Pizza



Step 1: Roll out the dough.

Step 2: Spread sauce on the dough.

Step 3: Put cheese on top.

Step 4: Bake the pizza in the oven.

1. What is the first step to make a pizza?


- (A) Roll out the dough.
- (B) Bake it in the oven.

2. What is the last step to make a pizza?

- (A) Put cheese on top.
- (B) Bake it in the oven.

Name: _____

Getting Ready for School



- Get dressed.
- Eat healthy food.
- Brush your teeth.

.....

1. What do you need to do to get ready for school?

- (A) Play outside.
- (B) Get dressed.

2. What else do you need to do to get ready for school?

- (A) Eat good food.
- (B) Eat candy.