

# Table of Contents

Introduction . . . . .	3
Sample Lesson Plan . . . . .	4
Before the Book ( <i>Pre-reading Activities</i> ) . . . . .	5
About the Author . . . . .	6
Book Summary . . . . .	7
Vocabulary Lists . . . . .	8
Vocabulary Activity Ideas . . . . .	9
SECTION 1 ( <i>Chapters 1–4</i> ) . . . . .	10
◆ Quiz Time!	
◆ Hands-On Project – <i>Consumer Correspondence</i>	
◆ Cooperative Learning Activity – <i>Write a Fantasy Story (Part One: Setting)</i>	
◆ Curriculum Connections – <i>From Cocoa Bean to Chocolate</i>	
◆ Into Your Life – <i>Reading Response Journals</i>	
SECTION 2 ( <i>Chapters 5–10</i> ) . . . . .	15
◆ Quiz Time!	
◆ Hands-On Project – <i>Your Own Golden Ticket</i>	
◆ Cooperative Learning Activity – <i>Interview</i>	
◆ Curriculum Connections – <i>Your Family History</i>	
◆ Into Your Life – <i>Your Family Tree</i>	
SECTION 3 ( <i>Chapters 11–17</i> ) . . . . .	20
◆ Quiz Time!	
◆ Hands-On Project – <i>Personality Profiles</i>	
◆ Cooperative Learning- <i>Fantasy Story (Part Two: Characterization)</i>	
◆ Curriculum Connections – <i>The Chocolate Room</i>	
◆ Into Your Life – <i>Do the Right Thing</i>	
SECTION 4 ( <i>Chapters 18–23</i> ) . . . . .	25
◆ Quiz Time!	
◆ Hands-On Project – <i>Predict the Future</i>	
◆ Cooperative Learning – <i>Fantasy Story (Part Three: Plot)</i>	
◆ Curriculum Connections – <i>Junk Food Junkies</i>	
◆ Into Your Life – <i>Chocoholic Recipes</i>	
SECTION 5 ( <i>Chapters 24–30</i> ) . . . . .	30
◆ Quiz Time!	
◆ Hands-On Project – <i>Crossword Puzzle</i>	
◆ Cooperative Learning – <i>Conduct a Taste Test</i>	
◆ Curriculum Connections – <i>Poetry</i>	
◆ Into Your Life – <i>Class Cookbook</i>	
After the Book ( <i>Post-reading Activities</i> )	
Any Questions? . . . . .	35
Book Report Ideas . . . . .	36
Research Ideas . . . . .	37
Culminating Activity . . . . .	38
Unit Test Options . . . . .	43
Bibliography of Related Reading . . . . .	46
Answer Key . . . . .	47

# Writing a Fantasy Story

## (Part One: Setting)

Charlie and the Chocolate Factory is an excellent example of a fantasy story. As part of this unit of study, you and your classmates will be working in groups to write your own fantasy stories. This project will take place in three parts. In the first part, your group will determine the setting of the story. In studying Roald Dahl’s use of descriptive language in writing about the chocolate factory you will learn to become more descriptive in your own writing. Be sure to save all your work from this section to use later in the unit.

Read the example below. In your group, discuss the reactions to Dahl’s descriptions of the factory.

*“It wasn’t simply an ordinary enormous chocolate factory, either. It was the largest and most famous in the whole world! It was Wonka’s factory, owned by a man called Mr. Willy Wonka, the greatest inventor and maker of chocolate that there has ever been. And what a tremendous, marvelous place it was! It had huge iron gates leading into it, and a high wall surrounding it, and smoke belching from its chimneys, and strange whizzing sounds coming from deep inside it. And outside the walls, for half a mile around in every direction, the air was scented with the heavy rich smell of melting chocolate!”*

Think about the setting of your fantasy story.

Where will your story take place? \_\_\_\_\_

\_\_\_\_\_  
\_\_\_\_\_

When you picture the setting in your mind, what does it look like? \_\_\_\_\_

\_\_\_\_\_  
\_\_\_\_\_

List some adjectives (describing words) you could use when describing the setting of the story.


_____	_____	_____
_____	_____	_____
_____	_____	_____
_____	_____	_____

# Personality Profiles


Now that you have read a good portion of the book, you probably have a good idea of the character development. Each of the five children who found golden tickets have distinct personalities. Yet, in some ways they are very much alike.

Think carefully about each of the five children who visit Mr. Wonka’s factory. List as many details about their personalities as you can in the boxes provided. Then answer the questions below.

**Charlie**



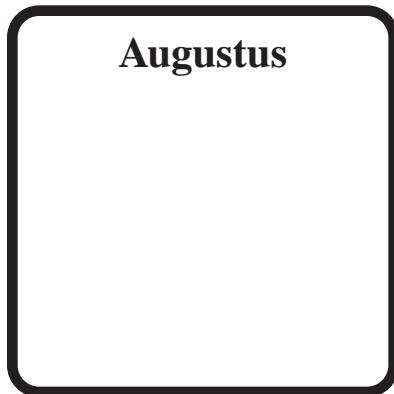
**Veruca**




**Mike**



**Augustus**



**Violet**



1. List the ways in which these five children are alike. \_\_\_\_\_  
\_\_\_\_\_  
\_\_\_\_\_
2. List the ways in which these five children are different. \_\_\_\_\_  
\_\_\_\_\_  
\_\_\_\_\_
3. Who is your favorite character and why? \_\_\_\_\_  
\_\_\_\_\_  
\_\_\_\_\_