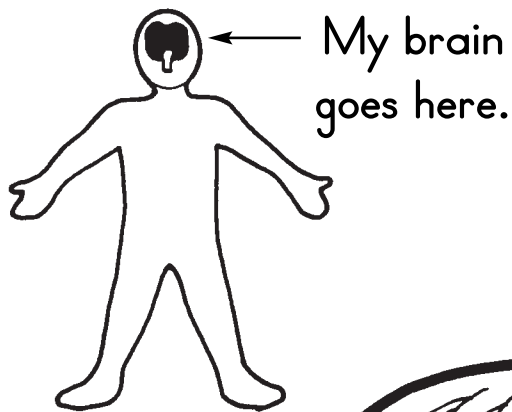


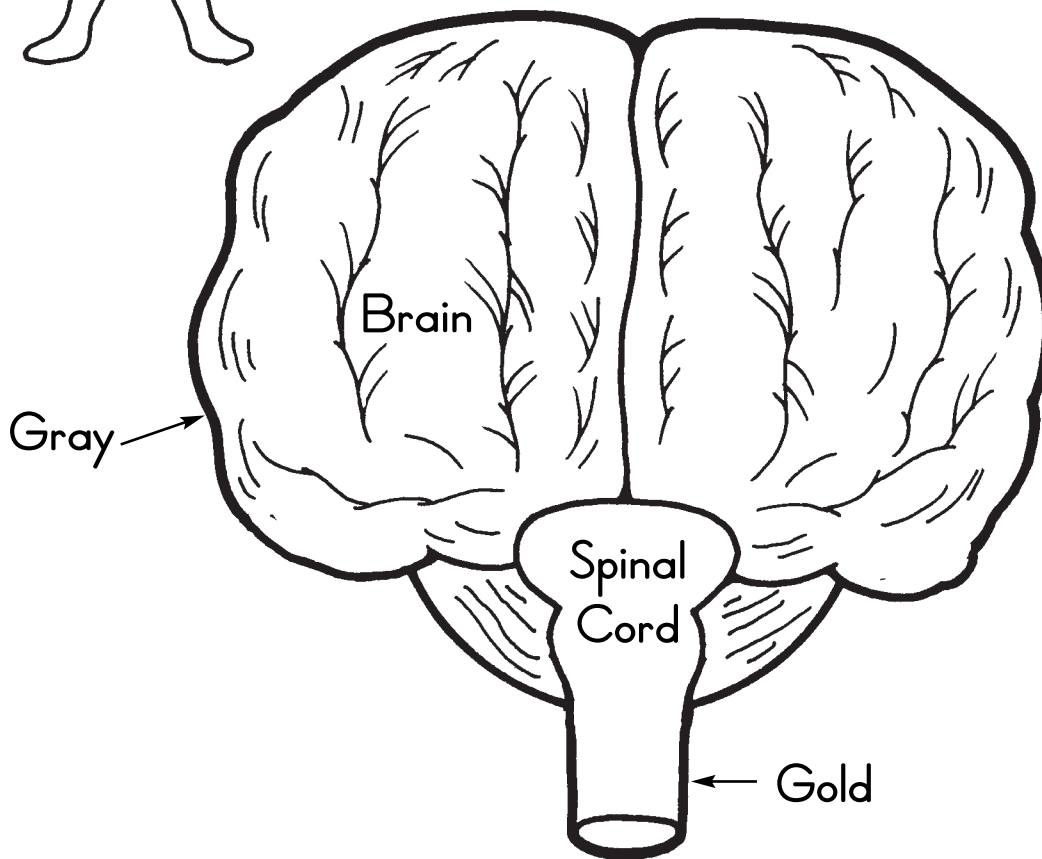
Table of Contents

| | |
|--|----|
| Introduction | 3 |
| Body Pattern #1 | 4 |
| Body Pattern #1 (Includes Reproductive Organs) | 5 |
| Body Pattern #2 | 6 |
| My Brain | 7 |
| My Heart | 9 |
| My Kidneys | 11 |
| My Bladder | 11 |
| My Kidneys and My Bladder | 12 |
| My Cells | 13 |
| My Spleen | 13 |
| My Pancreas | 14 |
| My Gall Bladder | 14 |
| My Pancreas, Spleen, and Gall Bladder | 15 |
| My Reproductive Organs | 17 |
| My Skeleton | 19 |
| My Muscles | 22 |
| My Stomach | 25 |
| My Small and Large Intestines | 27 |
| My Small Intestine | 28 |
| My Large Intestine | 29 |
| My Liver | 30 |
| My Lungs | 32 |
| My Skin | 35 |
| My Eyes | 36 |
| My Nose | 36 |
| My Ears | 37 |
| My Tongue | 37 |
| My Face | 38 |
| My Body Checklist | 39 |

My Brain *(cont.)*



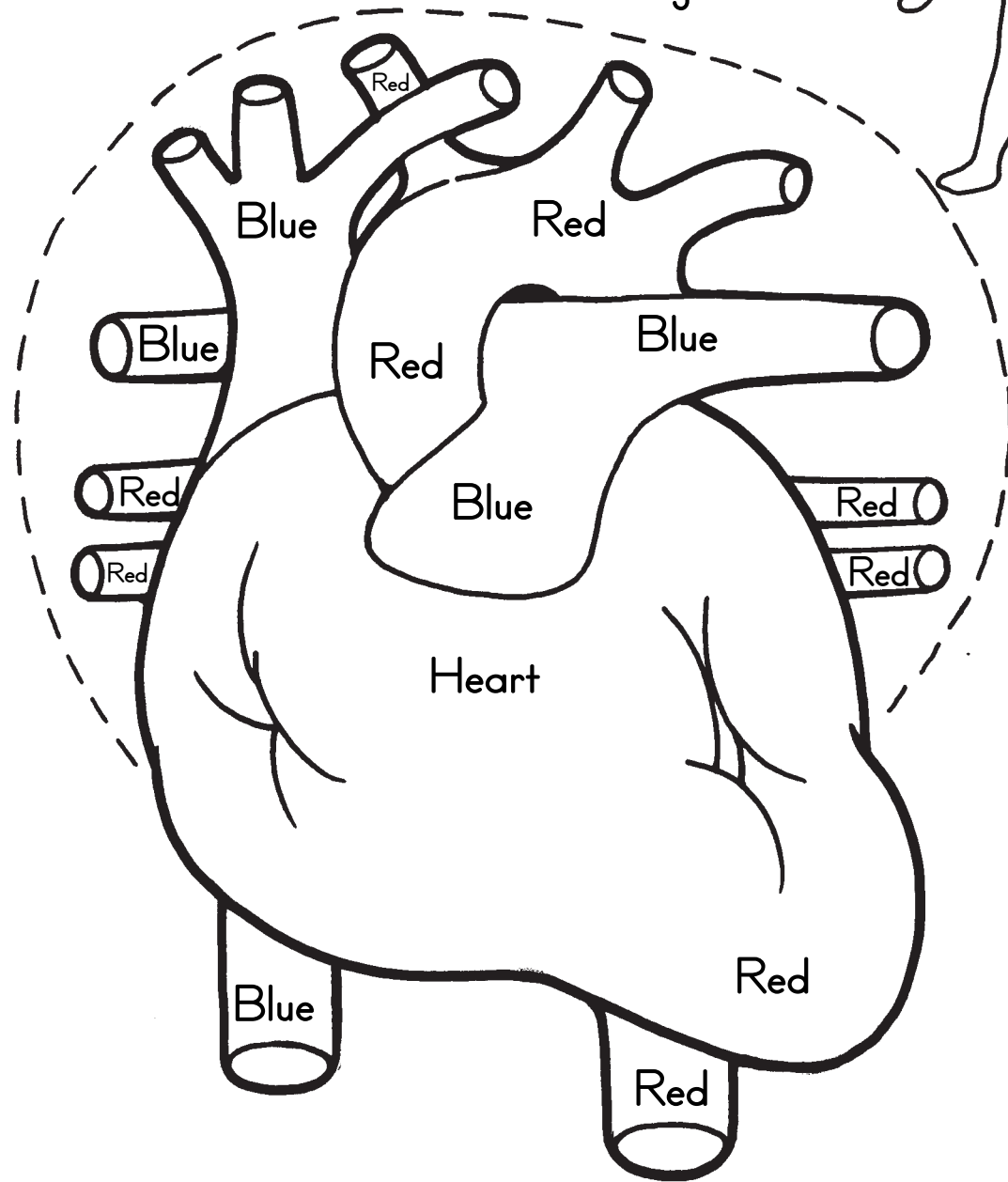
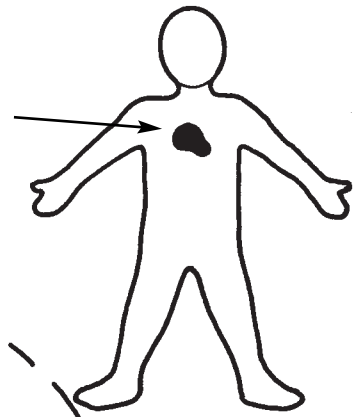
- Color brain gray.
- Color spinal cord gold.
- Cut out.



- Paste on top part of head as in diagram. (Leave a little room for some hair!)
- When the face is pasted on, the eyes are even with the top part of the spinal cord. Do not paste the face on the brain. Paste the nose, mouth, and chin area. You will still be able to pull away the top of the face and see the brain!
- The face fits exactly over the brain.

My Heart *(cont.)*

My heart goes here.



- Color heart red and blue. Arteries (red) carry oxygen. Veins (blue) carry carbon dioxide.
- Cut out (on solid or broken lines).
- Put heart on your paper body with paste.